

# 2019 Local Government Ordinary Elections

## Election Report

July 2020



## TABLE OF CONTENTS

Foreword .....	3
Introduction.....	5
Returning Officers and Staff .....	6
Advertising .....	6
Electoral Rolls .....	7
Nominations .....	7
Complaints .....	7
Stakeholder Feedback Surveys .....	7
Processing Election Packages .....	8
Results .....	10
Participation .....	12
Mail .....	18
Costs .....	18
Future Directions.....	19
Appendix 1 – Enrolment and Voter Participation .....	20
Appendix 2 – 2017 Local Government Ordinary Election Timeline .....	24
Appendix 3 – 2017 Local Government Ordinary In Person Election Timeline .....	25
Appendix 4 – Returning Officers In 2017 .....	26
Appendix 5 – Stakeholder Survey Key Findings .....	27
Appendix 6 – Replacement and Provisional Votes Issued .....	30
Appendix 7 – Reasons for Rejection of Voter Packages.....	32
Appendix 8 – Election Results (Postal Elections) .....	34
Appendix 9 – Election Results (Voting In Person Elections).....	123
Appendix 10 – Referendum Results .....	126
Appendix 11 – Comparative Statistics for Postal Elections 2013, 2015 and 2017 Ordinary Elections .....	127
Appendix 12 – Electors and Voter Participation by Age Group .....	131
Appendix 13 – Electors and Voter Participation by Age and Gender .....	132
Appendix 14 – Late Mail .....	133
Appendix 15 – Unclaimed Mail .....	136

## Election Report

---

### FOREWORD

Under the *Local Government Act 1995*, where local governments choose to conduct their elections by post, those elections must be conducted by the Western Australian Electoral Commission. In the 2019 elections 86 of the State's local governments fell into this category. A further four councils which opted for in person (attendance) elections, requested the Commission to conduct the elections on their behalf.

Taking into account the total number of contested elections and the number of electors eligible to vote in those elections, this was the largest local government electoral event for which the Commission has been responsible since its inception.

It was disappointing however that there was a drop in voter turnout, with the State-wide average participation of 29.1% decreasing from the increased rate of 34.5% achieved in 2017. The highest overall participation rate in the 2019 elections was 73.7% in the Shire of Victoria Plains, with the Town of Cottesloe at 46.5% recording the highest rate among metropolitan councils.

It is also pleasing to report a further improvement in gender equality among candidates contesting these elections. In 2019 35.64% of candidates State-wide were women, compared with 34.9% in 2017, 30.8% in 2015 and 29.7% in 2013.

In conducting local government elections the Commission is able to offer absolute impartiality and integrity, enabling local government administrative offices to remain at arm's length from the electoral process.

The Commission also brings a substantial level of electoral experience and expertise. This is reflected in the very high level of satisfaction recorded in stakeholder feedback surveys.

The proportion of the total costs of postal ballots directly attributable to actual postal charges remains around 30%. This cost matched by decreasing delivery standards may well lead some local governments to reconsider whether postal ballots remain the preferred option.

The Commission remains of the view that in most cases postal or other non-attendance ballots provide greater potential to maximise participation rather than attendance ballots, especially in the larger metropolitan local governments.

From the Commission's perspective while late mail represents a low percentage relative to the total volume of packages distributed, the figure is disappointing and reflects the view that the current period available for package production, distribution and return following the close of nominations is too short given the volumes that are now required to be produced and posted. This has been exacerbated by the relative decline in the frequency and certainty of postal services (particularly in some country areas).

## Election Report

The Commission has previously raised this concern with the Department of Local Government, Sport and Cultural Industries and more recently at the Review into the Local Government Act, and is hopeful the issue will be addressed by any new legislative reforms.

In concluding, I would like to acknowledge the efforts of all returning officers and Commission staff in the planning and conduct of the 2019 ordinary elections and thank each of the local governments for the assistance and cooperation provided by their staff.

Robert Kennedy  
Electoral Commissioner

## Election Snapshot

Ordinary Elections	October 2013	October 2015	October 2017	October 2019
	Postal	Postal	Postal	Postal
Local Government Districts	76	82	85	86
Enrolled electors	1,342,474	1,443,575	1,579,891	1,619,431
Referendums/Polls	2	1	2	1
<b>Mayoral/Presidential Elections</b>				
Vacancies	11	12	12	13
Elected unopposed	3	1	1	2
Contested vacancies	8	11	11	12
Candidates, contested	33	46	45	43
<b>Councillor Elections</b>				
Vacancies	389	406	421	432
Elected unopposed	94	59	44	63
Contested vacancies	289	347	377	366
Candidates, contested	747	964	1,021	921
Positions unfilled	6	2	0	2
<b>Election Packages</b>				
Dispatched	1,176,014	1,368,671	1,556,105	1,532,308
Returned at close of poll	326,529	375,990	536,688	445,494
Average	27.76%	27.50%	34.50%	29.07%

Comparative Statistics 2013, 2015 and 2017 Local Government Elections.  
Data Source: EMSWA

## Election Report

### INTRODUCTION

This report provides a brief description of the processes involved in conducting the 2019 local government ordinary elections and includes a summary of the results.

The *Local Government Electoral Act 1995* (the Act) allows councils to conduct their own elections as attendance-in-person ballots, but only the Electoral Commissioner may conduct a postal voting election.

The Commission's involvement in postal elections has increased at successive local government elections, conducting a record number of 86 postal elections in 2019, with over 96% of the State's eligible electors having access to the postal voting method.

Election Year	Local governments using Postal Voting
1997	8
1999	34
2001	47
2003	55
2005	50
2007	64
2009	69
2011	74
2013	76
2015	82
2017	85
2019	86

Local governments using postal voting.  
Data Source: EMSWA

Local governments participating in postal elections in 2019 are listed at Appendix 1.

All local governments located in the metropolitan area and major regional locations adopted postal voting. The Town of Victoria Park also conducted a referendum in conjunction with their postal elections.

Four local governments which opted for attendance-in-person elections – the Shires of Broome, Derby/West Kimberley, Halls Creek, and Menzies – requested the Electoral Commissioner to conduct those elections.

A timetable for the 2019 elections can be seen at Appendices 2 and 3.

### Key Events

Conducting large numbers of simultaneous postal elections demands a high degree of planning and scheduling to meet the requirements of the election process. Some of the key election activities for the Commission include:

- close of the electoral rolls
- opening and close of nominations
- printing and dispatch of postal voting election packages
- receipt and checking of postal voting election packages
- conducting the count and declaring results.

## Election Report

### RETURNING OFFICERS AND STAFF

Recruitment of returning officers commenced in early 2019, with the aim of appointing people who lived locally and were known to their communities where possible.

The names of all Commission employed returning officers are listed at Appendix 4.



Returning officer training

Election processes can be very labour intensive. A large number of casual staff were employed at the postal vote checking centre in Perth. Others were employed to assist with various processes up to and including the counting of votes on election day.

Local government authorities typically made their staff available for the issue of replacement and provisional voting papers during the lead up to election day. In addition, one or more staff from most local governments worked at the polling place on election day and/or were employed to count ballot papers after 6.00 pm.

### ADVERTISING

The Act provides for the placement of statutory advertisements in a newspaper with State-wide circulation. The Commission placed all statutory advertising in *The West Australian* newspaper. Notices were also placed in local libraries and at local government offices.

Most of the local governments placed advertisements in local community newspapers or newsletters and on their website.

People visiting the Commission's website site could access a broad range of electoral information, including:

- key dates and deadlines for the election
- how-to-vote information
- previous postal voting election results
- lists of candidates (after close of nominations)
- profiles and photographs of the candidates as supplied by the candidates
- returning officer contact details
- Australia Post daily package return figures and checking election results
- final election results.



## Election Report

---

### ELECTORAL ROLLS

When the rolls closed on 30 August 2019, there were 1,655,839 electors on the State residents roll. Each local government Chief Executive Officer was responsible for producing an owners and occupiers roll for their district. Nominating candidates were able to obtain a copy of the roll as provided by the Act, along with other candidate information.

### NOMINATIONS

A total of 991 candidates nominated across the 86 postal elections and 38 for the four voting in person elections conducted by the Commission.

Unfortunately, many candidates continue to delay their nomination until the final day of nominations. This creates some challenges for returning officers and can delay the ballot paper draw.

#### Gender of Candidates

In 2019, 643 males and 347 females (35%), and one unrecorded gender, nominated for vacancies in local government postal elections. This compares with 714 males and 383 females in 2017.

In 2019, 251 males and 175 females (41%) were elected in postal elections, compared 261 males and 167 females (39%) in 2017.

#### Age of Candidates

The ages of candidates ranged from 18 to 85 years, with an average of 54, slightly higher than the average age of 52 in 2017.

### Unopposed & Uncontested Elections

In the postal elections 64 candidates were elected unopposed; with one vacancy uncontested in the attendance-in-person elections.

### COMPLAINTS

The Commission's head office dealt with numerous enquiries on a number of matters relating to the local government elections. Of these, 304 queries and complaints were registered by the Commission and were mainly of a technical nature. These were typically addressed by explaining the legislative requirements to the complainants.

#### Invalidity Complaints

Any person who wishes to challenge the outcome of an election may do so by lodging an invalidity complaint with a Court of Disputed Returns within 28 days of the result being declared.

No invalidity complaints were lodged in relation to the outcome of the 2019 local government elections.

### STAKEHOLDER FEEDBACK SURVEYS

Surveys were conducted by the Commission seeking feedback on particular aspects of the local government elections from local government Chief Executive Officers, Returning Officers and candidates. A summary of the key findings from these surveys can be found in Appendix 5.

## Election Report

### PROCESSING ELECTION PACKAGES

#### Election Package Dispatch

There were 1,532,308 election packages dispatched to electors in 75 Local Government districts (including three wards where there was a presidential election only).

Electors typically had around two and a half weeks to return their ballot material; over three weeks in many country and remote locations. Electors who misplaced their ballot material could arrange for cancellation and re-issue through their local council.

Statistics on the number of replacement and provisional votes issued in each district are provided at Appendix 6.

Almost 52% of replacement voting papers were issued on election day, probably because electors expected to be able to attend a polling place as they do in the State or Federal elections.

For in person elections, an elector wishing to cast an absent vote could do so at any local government throughout the State.

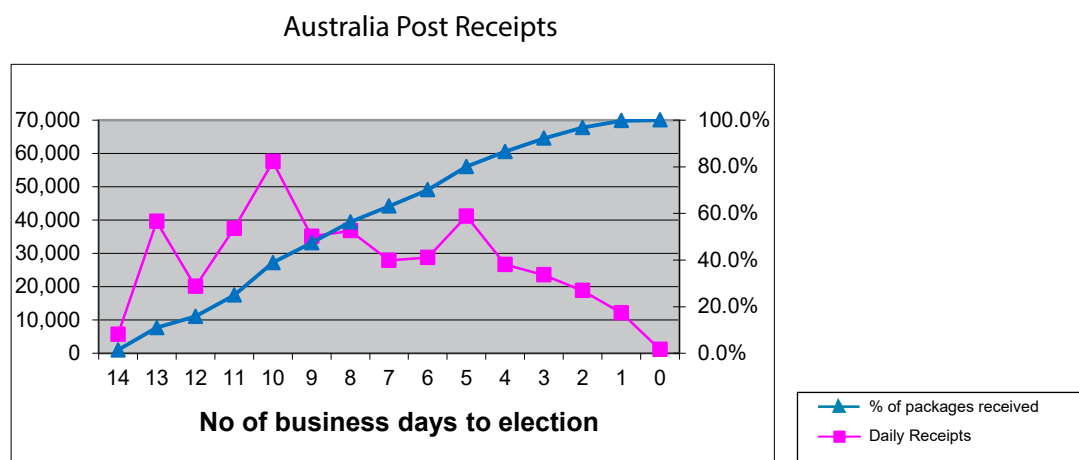
#### Postal Vote Operation Centre

The Commission's centre for postal vote operations was located at the Perth Processing Centre, 168 St Georges Terrace, Perth. Casual staff members were employed in teams to process ballot paper envelopes returned by voters.

Mail was delivered to the Processing Centre by Australia Post on a daily basis from 1 October 2019.

Approximately 38.9% of the total number of packages that were returned was received at the postal vote operations centre by the end of the first five business days. This compares with 45% of packages returned in 2017. The timing of school holidays and the Queen's Birthday public holiday clearly has an impact on return rates at postal elections.

The following graph, illustrates the trend for the return of packages.



Postal Vote Package Receipts from Australia Post. Data Source: EMSWA

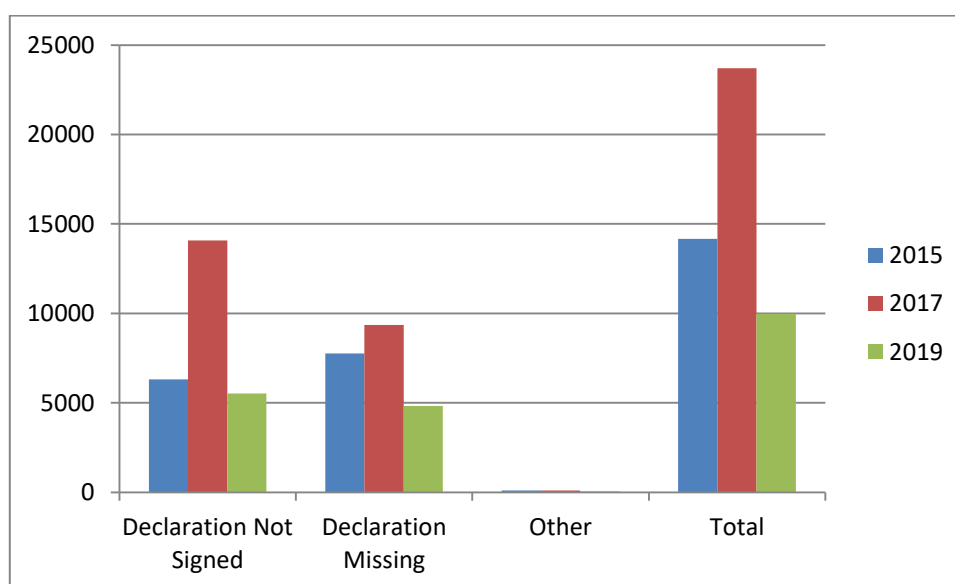


## Election Report

Where an election packages was rejected (for example, unsigned) the reason was recorded. Appendix 7 shows the number of rejected

packages by local government district and the reasons for rejection.

Total Number of Rejected Packages: 2015, 2017 and 2019



Rejected Packages in 2015, 2017 and 2019. Data Source: EMSWA

### Counting of the Votes

Under the first-past-the-post voting system, voters are required to tick up to the number of vacancies specified on the ballot paper.

In local governments with one or two vacancies on the ballot paper the count was conducted manually.

Where the number of vacancies was greater than two in any one ward or where there was a large number of candidates, the Commission determined that a computer count was more efficient. This type of count has a high degree of accuracy for the more complex counts and is typically faster.

As counting in each election was completed the results were posted to the Commission's internet site. Results were also published in The West Australian newspaper on 24 October 2019.

In accordance with regulation 81, a report of the results of the elections was sent to the Minister for Local Government on 1 November 2019. Each local government also received a detailed statistical report specific to their election.

## Election Report

### RESULTS

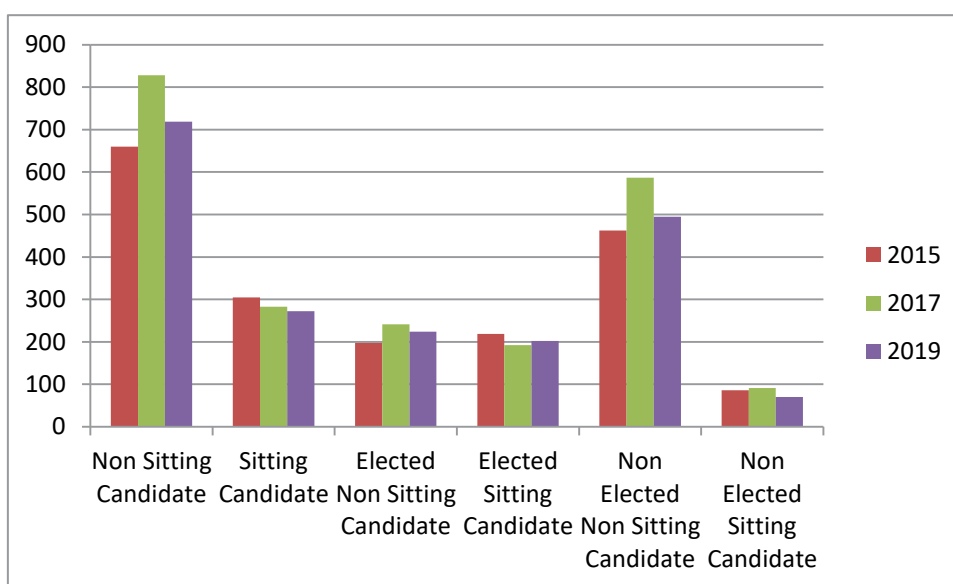
The results for all mayoral and councillor elections are shown in Appendices 8 and 9 respectively.

Even allowing for former councillors returning to service after a period of absence, this constitutes a high level of renewal.

### Sitting Members

Out of a total of 426 vacancies, sitting members were re-elected to 202 (47%) and non-sitting members elected to 224 (53%).

Electoral Success of Sitting and Non Sitting Members



A Comparison of the Electoral Success of Sitting and Non Sitting Members in 2015, 2017 and 2019 postal elections. Data Source: EMSWA

## Election Report

### Candidate Statistics

The table below provides summary candidate statistics for postal voting local governments.

	Councillor	Mayor/President	Total
<b>Vacancies</b>	<b>415</b>	<b>13</b>	<b>428</b>
Vacancies – elected unopposed	62	2	64
Vacancies – no nominations received	2	0	2
<b>Vacancies Contested</b>	<b>351</b>	<b>11</b>	<b>362</b>
<b>Total Candidates at Close of Nominations</b>	<b>944</b>	<b>47</b>	<b>991</b>
Male Candidates	612	31	643
Female Candidates	331	16	347
Unknown	1		1
<b>Vacancies Elected Unopposed</b>	<b>62</b>	<b>2</b>	<b>64</b>
Male Candidates Elected Unopposed	48	0	48
Female Candidates Elected Unopposed	14	2	16
Unknown	0	0	0
<b>Total Candidates in Contested Elections</b>	<b>882</b>	<b>45</b>	<b>927</b>
Male Candidates in Contested Elections	564	33	595
Female Candidates in Contested Elections	317	14	331
Unknown	1		1
<b>Total Candidates Elected</b>	<b>415</b>	<b>13</b>	<b>428</b>
Males Elected	244	8	252
Females Elected	171	5	176
Unknown	0	0	0
<b>Male Candidates Elected in Contested Elections</b>	<b>196</b>	<b>8</b>	<b>204</b>
<b>Female Candidates Elected in Contested Elections</b>	<b>157</b>	<b>3</b>	<b>160</b>
<b>Unknown</b>	<b>1</b>	<b>0</b>	<b>1</b>
<b>Sitting Councillors/Mayors/ Presidents Re-Nominating</b>	<b>262</b>	<b>10</b>	<b>272</b>
<b>Sitting Councillors/Mayors/ Presidents not Re-Nominating</b>	<b>124</b>	<b>3</b>	<b>127</b>
<b>Total Sitting Councillors/Mayors/ Presidents Re-Elected</b>	<b>195</b>	<b>7</b>	<b>202</b>
Sitting Councillors/Mayors/Presidents Re-elected in Contested Elections	157	5	162
Sitting Councillors/Mayors/Presidents Re-elected Unopposed	38	2	40
<b>Sitting Councillors/Mayors/ Presidents not Re-elected</b>	<b>67</b>	<b>3</b>	<b>70</b>

Summary Candidate Statistics. Data Source: EMSWA

## Election Report

A summary of candidate statistics for the four voting in person elections conducted by the Commission is given in the table below.

	Councillor
<b>Vacancies</b>	<b>17</b>
Vacancies Filled Unopposed	1
<b>Vacancies Contested</b>	<b>16</b>
<b>Total Candidates at Close of</b>	<b>38</b>
Male Candidates	19
Female Candidates	19
<b>Vacancies Elected Unopposed</b>	<b>1</b>
Male Candidates Elected Unopposed	0
Female Candidates Elected Unopposed	1
<b>Total Candidates in Contested Elections</b>	<b>37</b>
Male Candidates in Contested	19
Female Candidates in Contested Elections	18
<b>Total Candidates Elected</b>	<b>17</b>
Males Candidates Elected	9
Females Candidates Elected	8
<b>Male Candidates Elected in Contested Elections</b>	<b>9</b>
<b>Female Candidates Elected in Contested Elections</b>	<b>7</b>
<b>Sitting Councillors Re-Nominating</b>	<b>10</b>
<b>Sitting Councillors not Re-Nominating</b>	<b>7</b>
<b>Total Sitting Councillors Re-Elected</b>	<b>7</b>
Sitting Councillors Re-elected in Contested Elections	6
Sitting Councillors Re-elected Unopposed	1
<b>Sitting Councillors not Re-elected</b>	<b>3</b>

Summary Candidate Statistics.

Data Source: EMSWA

## PARTICIPATION

In the 2019 ordinary elections the following local governments were new to the postal voting method:

- Shire of Three Springs
- Shire of York

Appendix 10 compares enrolment and voter participation for local governments using the postal voting method in 2019 and 2017.

The overall participation rate 29.1% decreased by 5.4% compared to 2017 (34.5%). One local government had an increase in participation rate of more than 5% and nine local governments participation rate decreased by more than 10% in 2019 compared to 2017.

The participation rate in 2017 had increased significantly over previous recent elections, whereas in 2019 the figure reverted closer to trend.

## Election Report

Participation rates in 2015, 2017 and 2019, for local governments with an elector base in excess of 40,000 are compared in the following table.

Local Government	2015 Voter Participation	2017 Voter Participation	2019 Voter Participation
City of Armadale	24.3%	33.2%	26.9%
City of Bayswater	25.8%	33.4%	29.0%
City of Canning	31.8%	33.2%	32.0%
City of Cockburn	25.5%	31.7%	27.8%
City of Gosnells	24.6%	29.1%	22.7%
City of Joondalup	20.2%	31.3%	23.8%
City of Mandurah	26.7%	39.7%	28.0%
City of Melville	29.9%	38.7%	38.1%
City of Rockingham	25.1%	31.0%	24.9%
City of Stirling	23.4%	32.0%	27.4%
City of Swan	25.6%	30.2%	25.6%
City of Wanneroo	21.9%	27.7%	23.5%

Elector base in excess of 40,000 – comparison in participation. Data Source: EMSWA

A full comparison between local governments using the postal election process in 2015, 2017 and 2019 is at Appendix 11.

Participation rates for local governments conducting voting in person elections from 2007 are set out in the following table:

Election Year	Participation Rate for Local Governments using Voting In Person System
2007	25.11%
2009	22.38%
2011	32.64%
2013	30.93%
2015	27.61%
2017	29.61%
2019	29.39%

Local Government Participation Rates – Voting in Person. Data Source: Department of Local Government, Sport and Cultural Industries

## Participation Ratio for Metropolitan and Country Districts

Of the 445,515 postal votes received in 2019, 77.3% (343,916) were from the metropolitan area and 22.7% were from country areas.

The Town of Cottesloe recorded the highest metropolitan participation rate in 2019 with 46.5% and the City of Gosnells the lowest with 22.7%.

By comparison, in 2017 the City of Fremantle recorded the highest metropolitan participation rate of 50.8% and the City of Wanneroo lowest at 27.7%.

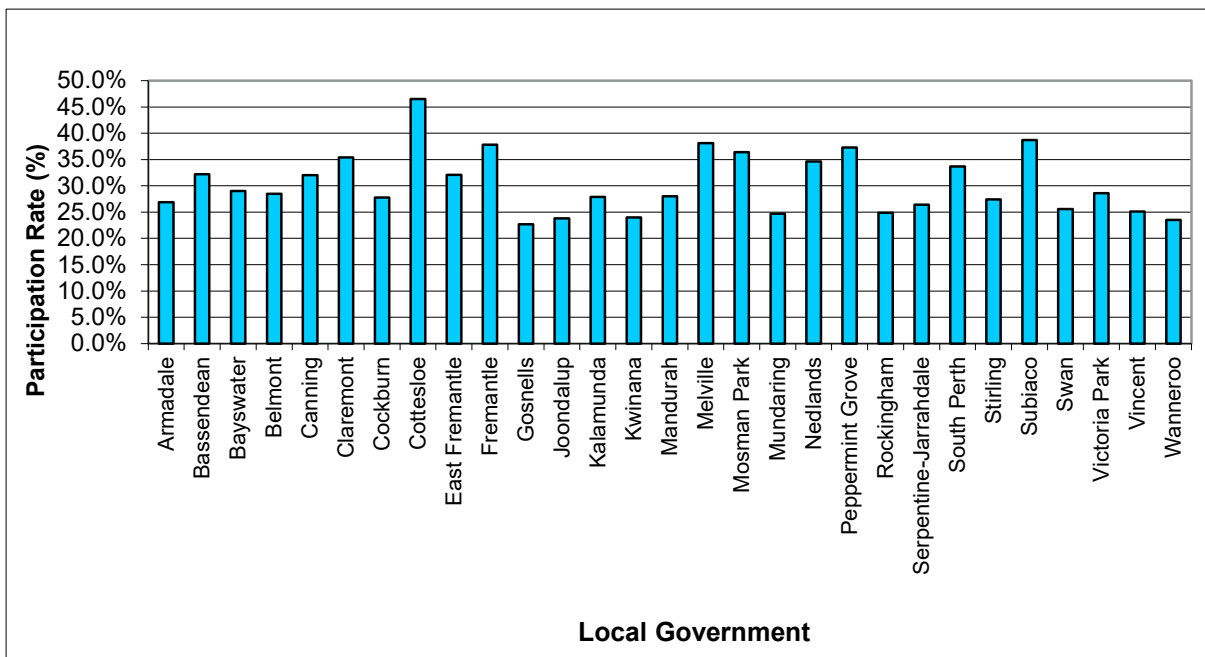
The Shire of Victoria Plains recorded the highest participation rate for country local governments (73.7%), compared with Shire of Mt Marshall in 2017 (83.7%). The Shire of East Pilbara was the lowest in 2019 (21.9%), compared with the lowest participation in 2017 (23.7% in the Shire of Dardanup).

The average participation rate for metropolitan local governments at the 2019 ordinary local government elections was 27.6%, compared with a 35.4% average for country districts.

## Election Report

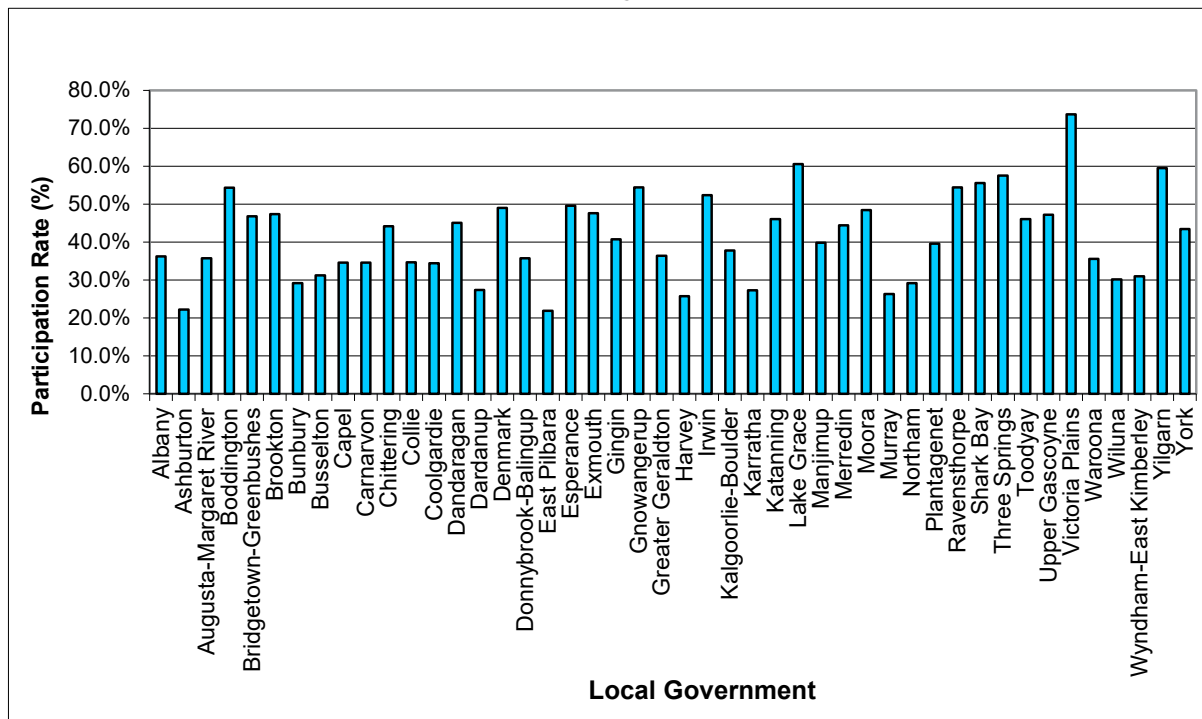
The graphs below provide a complete breakdown of postal participation rates for metropolitan and country local governments.

Participation Rates for Metropolitan Local Governments



2019 Participation Rate – Metropolitan Local Governments. Data Source: EMSWA

Participation Rates for Country Local Governments



2019 Participation Rate – Country Local Governments. Data Source: EMSWA

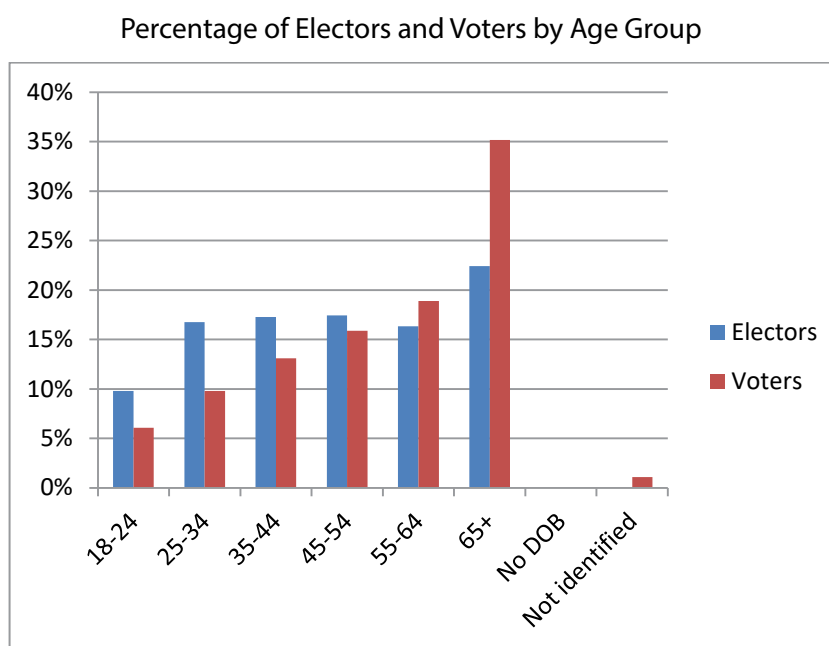
## Election Report

### Age of Electors and Voters

The Commission uses six age groups for comparison purposes to ascertain voting trends.

In the 2019 elections the lowest voter participation was in the 18–24 age group, the highest among electors 65+. A similar trend was evident in 2017. The low voter turnout for younger electors remains an on-going issue.

Appendix 12 shows the number and percentage of electors and voters by age group.

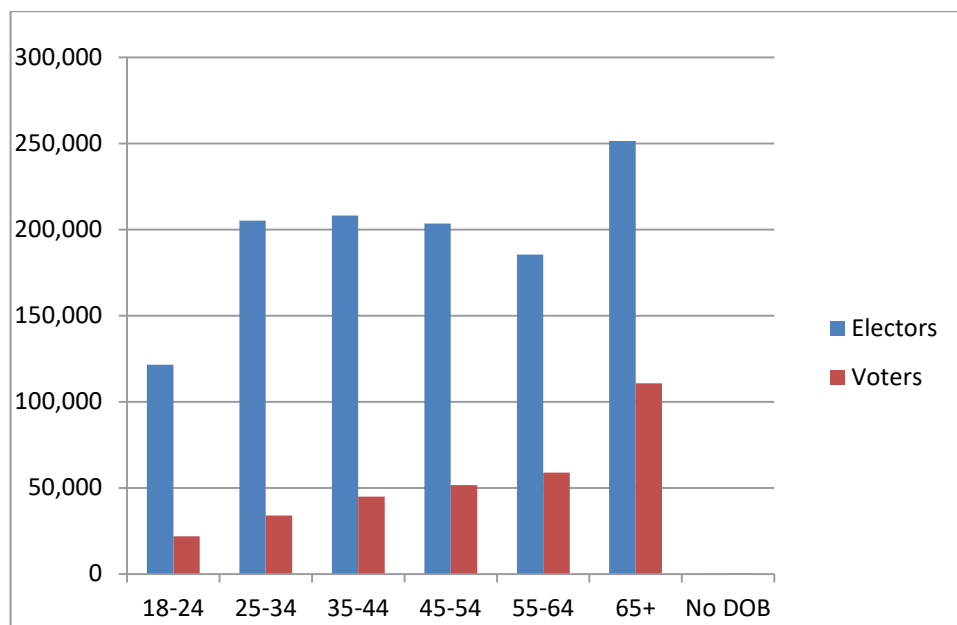


Percentage of Electors and Voters by Age Group.  
Data Source: EMSWA



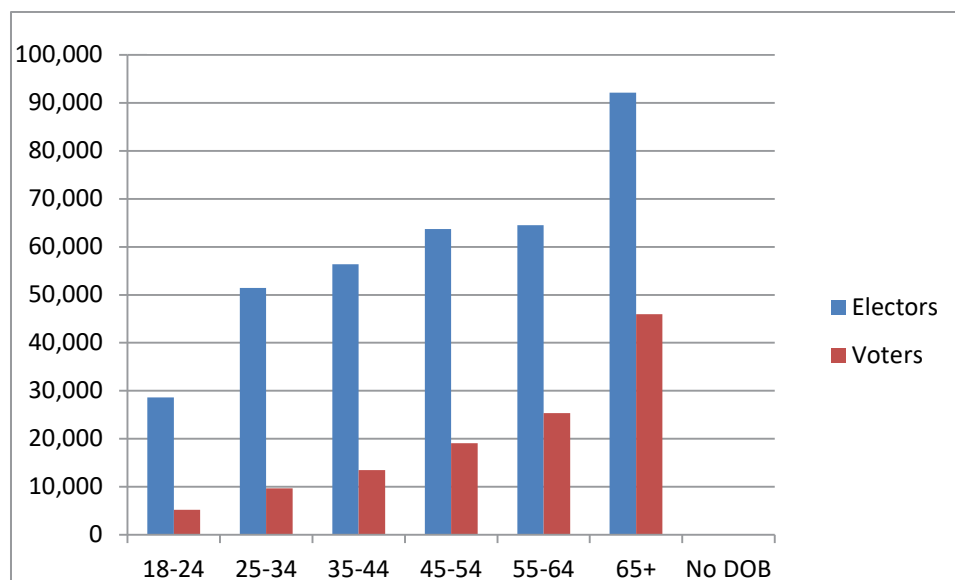
## Election Report

Metropolitan Area Enrolment and Voting by Age Group



Enrolment and Voting in the Metropolitan Area. (Note: Includes voters whose date of birth was not supplied.) Data Source: EMSWA

Country Area Enrolment and Voting by Age Group



Enrolment and Voting in the Country. (Note: Includes voters whose date of birth was not supplied.) Data Source: EMSWA

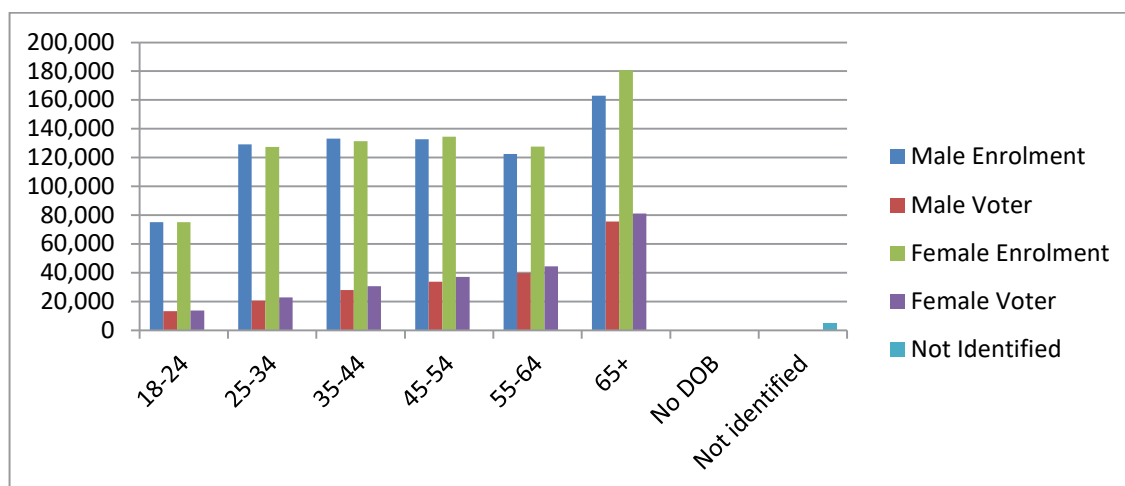
## Election Report

### Gender of Voters

Women accounted for 50.7% of voters, men 49.3%. The charts below illustrates the enrolment and voters by age group and gender. The ratios were similar in 2017.

A breakdown of the data is shown in Appendix 13.

Enrolment by Age Group and Gender



Enrolment & Voters by Age Group and Gender.  
Data Source: EMSWA

## Election Report

---

### MAIL

#### Late Mail

Unfortunately, as is normally the case, some electors did not return their completed package in time for them to be included in the count. Late mail details for each local government are shown at Appendix 14.

The Commission endeavoured to minimize late mail by arranging a special delivery through Australia Post on the morning of election day, as well as including relevant messages in the election package and in advertising and media releases.

Voters also had the option of returning their completed package by hand to their local government's polling place(s) by 6.00 pm on election day.

#### Unclaimed Mail

Of packages dispatched 1.8% were returned unclaimed, which was the same percentage recorded in 2017.

Details were forwarded to the Australian Electoral Commission to assist with enrolment review. Appendix 15 shows the number of unclaimed mail and as a percentage of the total packages dispatched for each local government.

### COSTS

At the October 2019 postal elections the average cost per elector increased by 3.1% to \$3.70 in comparison to the 2017 postal elections. The increase was largely caused by increased printing costs for the election packages which increased by 8.7% from 2017. This additional cost is mainly due to Mayoral elections being conducted for an additional 200,000 electors compared to 2017.

The Commission is required to conduct local government elections on a full accrual cost recovery basis. Whilst cost estimates are provided prior to the election, the actual cost incurred must be passed on. The estimates include approximations of the number of candidates, electors, advertising, mailing, staffing requirements and the number of returned votes by electors.

## Election Report

### FUTURE DIRECTIONS

While the 2019 local government elections were generally very well managed and filled all of the 426 vacancies up for election, there are some matters that are of concern to the Commission.

- Significant cost increases and general decline in the service level provided by Australia Post, particularly in some regional areas of the State, may start to influence whether particular local governments use the postal voting option for their elections.
- Clearly, the time delay experienced with the delivery of residential addressed mail is a growing concern. In addition to delivery problems or a lack of service in some regional parts of the State, some metropolitan local governments reported delays with the delivery of election packages compared to previous elections.

Such delays not only reduce the time available to electors to complete and return their election packages, but can also make it more difficult for candidates to plan their campaigning activities.

- From the Commission's perspective while late mail represents a low percentage relative to the total volume of packages distributed, the figure is disappointing and reflects the Commission's view that the current period available for package production, distribution and return following the close of nominations is too short given the volumes that are now required to be produced and posted.

This has been exacerbated by the relative decline in the frequency and certainty of postal services (particularly in some country areas). The Commission has previously raised these concerns with the Department of Local Government, Sport and Cultural Industries and more recently at the Review into the Local Government Act, and is hopeful the issue will be addressed by any new legislative reforms.



*Processing centre scanning returned packages*

## Election Report

### Appendix 1 Enrolment and Voter Participation

District	Enrolment <sup>1</sup>	Voter Participation <sup>2</sup>	Percentage Participation
City of Albany	27,098	9,821	36.2%
City of Armadale	54,154	14,587	26.9%
Shire of Ashburton	99	22	22.2%
Shire of Augusta-Margaret River	10,758	3,832	35.7%
Town of Bassendean	10,970	3,536	32.2%
City of Bayswater	32,543	9,430	29.0%
City of Belmont	24,755	7,065	28.5%
Shire of Boddington	1,170	638	54.3%
Shire of Bridgetown-Greenbushes	3,501	1,638	46.8%
Shire of Brookton	681	323	47.4%
Shire of Broomehill-Tambellup		Elected unopposed	
City of Bunbury	22,750	6,653	29.2%
City of Busselton	27,970	8,718	31.2%
Town of Cambridge		Elected unopposed	
City of Canning	53,626	17,156	32.0%
Shire of Capel	11,542	3,996	34.6%
Shire of Carnarvon	3,210	1,498	34.6%
Shire of Chapman Valley		Elected unopposed	
Shire of Chittering	3,959	1,751	44.2%
Town of Claremont	5,073	1,794	35.4%
City of Cockburn	72,913	20,231	27.8%
Shire of Collie	6,268	2,173	34.7%
Shire of Coolgardie	1,723	592	34.4%
Shire of Coorow		Elected unopposed	
Town of Cottesloe	4,457	2,071	46.5%
Shire of Cue		Elected unopposed	

## Election Report

### continued – Appendix 1 Enrolment and Voter Participation

District	Enrolment <sup>1</sup>	Voter Participation <sup>2</sup>	Percentage Participation
Shire of Dandaragan	2,509	1,132	45.1%
Shire of Dardanup	9,749	2,666	27.4%
Shire of Denmark	5,088	2,491	49.0%
Shire of Donnybrook-Balingup	4,368	1,561	35.7%
Shire of Dowerin		Elected unopposed	
Town of East Fremantle	2,784	893	32.1%
Shire of East Pilbara	2,498	546	21.9%
Shire of Esperance	9,437	4,681	49.6%
Shire of Exmouth	1,704	811	47.6%
City of Fremantle	23,298	8,813	37.8%
Shire of Gingin	4,323	1,759	40.7%
Shire of Gnowangerup	761	414	54.4%
City of Gosnells	71,762	16,284	22.7%
City of Greater Geraldton	26,413	9,600	36.4%
Shire of Harvey	18,676	4,792	25.7%
Shire of Irwin	2,686	1,408	52.4%
Shire of Jerramungup		Elected unopposed	
City of Joondalup	111,887	26,594	23.8%
City of Kalamunda	40,312	11,246	27.9%
City of Kalgoorlie-Boulder	16,560	6,266	37.8%
City of Karratha	10,534	2,879	27.3%
Shire of Katanning	2,465	1,137	46.1%
Shire of Kent		Elected unopposed	
City of Kwinana	24,881	5,982	24.0%
Shire of Lake Grace	911	552	60.6%

## Election Report

### continued – Appendix 1 Enrolment and Voter Participation

District	Enrolment <sup>1</sup>	Voter Participation <sup>2</sup>	Percentage Participation
City of Mandurah	62,329	17,448	28.0%
Shire of Manjimup	4,236	1,687	39.8%
City of Melville	71,095	27,073	38.1%
Shire of Merredin	2,141	950	44.4%
Shire of Moora	1,632	789	48.4%
Town of Mosman Park	3,091	1,125	36.4%
Shire of Mt Marshall		Elected unopposed	
Shire of Mundaring	20,843	5,143	24.7%
Shire of Murray	12,682	3,332	26.3%
Shire of Narrogin		Elected unopposed	
City of Nedlands	15,407	5,332	34.6%
Shire of Northam	5,628	1,641	29.2%
Shire of Peppermint Grove	1,153	430	37.3%
Shire of Plantagenet	3,699	1,466	39.6%
Shire of Ravensthorpe	1,098	597	54.4%
City of Rockingham	83,025	20,679	24.9%
Shire of Serpentine-Jarrahdale	18,781	4,950	26.4%
Shire of Shark Bay	525	292	55.6%
City of South Perth	29,182	9,821	33.7%
City of Stirling	146,392	40,145	27.4%
City of Subiaco	12,074	4,678	38.7%
City of Swan	90,616	23,205	25.6%
Shire of Three Springs	325	187	57.5%
Shire of Toodyay	3,425	1,586	46.1%
Shire of Upper Gascoyne	123	58	47.2%
Town of Victoria Park	22,600	6,464	28.6%



## Election Report

### continued – Appendix 1 Enrolment and Voter Participation

District	Enrolment <sup>1</sup>	Voter Participation <sup>2</sup>	Percentage Participation
Shire of Victoria Plains	444	327	73.7%
City of Vincent	13,062	3,274	25.1%
City of Wanneroo	124,018	29,089	23.5%
Shire of Waroona	2,930	1,042	35.6%
Shire of Wiluna	179	54	30.2%
Shire of Wongan- Ballidu		Elected unopposed	
Shire of Wyndham-East Kimberley	3,356	1,047	31.0%
Shire of Yilgarn	644	383	59.5%
Shire of York	2,739	1,189	43.4%
<b>Total</b>	<b>1,532,300</b>	<b>445,515</b>	<b>29.1%</b>

<sup>1</sup> Enrolment – Elector figures for contested elections.

<sup>2</sup> The voter participation consists of the number of returned voting packages.

## Election Report

## Appendix 2

## 2019 Local Government Ordinary Postal Election Timeline

Days to Polling Day	Local Government Act	References to Act/Regs	Day	Date
80	Last day for declaration to have the Electoral Commissioner conduct a postal election.	LGA 4.20 (2)(3)(4)	Wed	31/07/2019
80	A decision made to conduct the election as a postal election cannot be rescinded after the 80th day.	LGA 4.61(5)	Wed	31/07/2019
70	Electoral Commissioner to appoint a person to be the Returning Officer of the Local Government for the election.	LGA 4.20 (4)	Sat	10/08/2019
70 to 56	Between the 70th/56th day the CEO is to give Statewide public notice of the time and date of close of enrolments. <b>Preferred date Wednesday 14 August 2019</b>	LGA 4.39(2)	Sat to Sat	10/08/2019 to 24/08/2019
56	Last day for the CEO to advise the Electoral Commissioner of the need to prepare a residents roll.	LGA 4.40(1)		24/08/2019
56	Advertising may begin for nominations from 56 days and no later than 45 days before election day. <b>Preferred date Wednesday 28 August 2019</b>	LGA 4.47(1)	Sat	24/08/2019
50	Close roll 5.00 pm	LGA 4.39(1)	Fri	30/08/2019
45	Last day for advertisement to be placed calling for nominations.	LGA 4.47(1)	Wed	4/09/2019
44	<b>Nominations Open</b> First day for candidates to lodge completed nomination paper, in the prescribed form, with the Returning Officer. Nominations period is open for 8 days.	LGA 4.49(a)	Thu	<b>5/09/2019</b>
38	If a candidate's nomination is withdrawn not later than 4.00 pm on the 38th day before election day, the candidate's deposit is to be refunded.	Reg. 27(5)	Wed	11/09/2019
37	<b>Close of Nominations</b> 4.00 pm on the 37th day before election day.	LGA 4.49(a)	Thu	<b>12/09/2019</b>
36	Last day for the CEO to prepare & certify an owners & occupiers roll for the election. Last day for the Electoral Commissioner to prepare & certify a residents roll.	LGA 4.41(1) LGA 4.40(2)	Fri	13/09/2019
29	Commencement of lodgement of Country Local Government District election packages with Australia Post. Delivery dependent on normal Australia Post standards.		Fri	20/09/2019
24	Commencement of lodgement of Metropolitan Local Government District election packages with Australia Post. Delivery dependent on normal Australia Post standards.		Wed	25/09/2019
22	The preparation of any consolidated roll under subregulation (1) be completed on or before 22nd day before election day.	Reg. 18(2)	Fri	27/09/2019
19	<b>Public Holiday</b>		Mon	<b>30/09/2019</b>
19	Last day for the Returning Officer to give Statewide public notice of the election. <b>Preferred date Wednesday 18 September 2019</b>	LGA 4.64(1)	Mon	30/09/2019
18	Commence processing returned election packages		Tue	1/10/2019
0	<b>Election Day</b> Close of poll 6.00 pm	LGA 4.7	Sat	<b>19/10/2019</b>

Post Election Day	Post Declaration	References to Act/Regs		Date
5	Election result advertisement.	LGA 4.77	Thu	24/10/2019
14	Report to Minister. The report relating to an election under section 4.79 is to be provided to the Minister within 14 days after the declaration of the result of the election.	Reg.81	Sat	2/11/2019
28	An invalidity complaint is to be made to a Court of Disputed Returns, constituted by a magistrate, but can only be made within 28 days after notice is given of the result of the election.	LGA 4.81(1)	Sat	16/11/2019

## Election Report

## Appendix 3

## 2019 Local Government Ordinary In Person Election Timeline

Days to Polling Day	Local Government Act	References to Act/Regs	Day	Date
80	Last day for declaration to have the Electoral Commissioner conduct an in person election.	LGA 4.20 (2)(3)(4)	Wed	31/07/2019
70	Electoral Commissioner to appoint a person to be the Returning Officer of the Local Government for the election.	LGA 4.20 (4)	Sat	10/08/2019
70 to 56	Between the 70th/56th day the CEO is to give Statewide public notice of the time and date of close of enrolments. <b>Preferred date Wednesday 14 August 2019</b>	LGA 4.39(2)	Sat to Sat	10/08/2019 to 24/08/2019
56	Last day for the CEO to advise the Electoral Commissioner of the need to prepare a residents roll.	LGA 4.40(1)		24/08/2019
56	Advertising may begin for nominations from 56 days and no later than 45 days before election day. <b>Preferred date Wednesday 28 August 2019</b>	LGA 4.47(1)	Sat	24/08/2019
50	Close roll 5.00 pm	LGA 4.39(1)	Fri	30/08/2019
45	Last day for advertisement to be placed calling for nominations.	LGA 4.47(1)	Wed	4/09/2019
44	<b>Nominations Open</b> First day for candidates to lodge completed nomination paper, in the prescribed form, with the Returning Officer. Nominations period is open for 8 days.	LGA 4.49(a)	Thu	5/09/2019
38	If a candidate's nomination is withdrawn not later than 4.00 pm on the 38th day before election day, the candidate's deposit is to be refunded.	Reg. 27(5)	Wed	11/09/2019
37	<b>Close of Nominations</b> 4.00 pm on the 37th day before election day.	LGA 4.49(a)	Thu	12/09/2019
36	Last day for the CEO to prepare & certify an owners & occupiers roll for the election. Last day for the Electoral Commissioner to prepare & certify a residents roll.	LGA 4.41(1) LGA 4.40(2)	Fri	13/09/2019
31	Preferred date: Notice of Election advertisement	LGA 4.64(1)	Wed	18/09/2019
31	Issuing of postal election packages is to commence [Date of election notice or as soon as practicable after this day]	Reg. 44(2)	Wed	18/09/2019
31	Commencement of absent voting [Date of election notice or as soon as practicable after this day]	Reg. 54(2)	Wed	18/09/2019
31	Commencement of early voting [Date of election notice or as soon as practicable after this day]	Reg. 59(2)	Wed	18/09/2019
22	The preparation of any consolidated roll under subregulation (1) be completed on or before 22nd day before election day.	Reg. 18(2)	Fri	27/09/2019
19	<b>Public Holiday</b>		Mon	30/09/2019
19	Last day for the Returning Officer to give Statewide public notice of the election. <b>Preferred date Wednesday 18 September 2019</b>	LGA 4.64(1)	Mon	30/09/2019
4	Absent voting closes 4.00pm	Reg. 54(2)	Tue	15/10/2019
1	Early voting closes 4.00pm	Reg. 59(2)	Fri	18/10/2019
0	<b>Election Day</b> Close of poll 6.00 pm	LGA 4.7	Sat	19/10/2019

Post Election Day	Post Declaration	References to Act/Regs		Date
5	Election result advertisement.	LGA 4.77	Thu	24/10/2019
14	Report to Minister. The report relating to an election under section 4.79 is to be provided to the Minister within 14 days after the declaration of the result of the election.	Reg.81	Sat	2/11/2019
28	An invalidity complaint is to be made to a Court of Disputed Returns, constituted by a magistrate, but can only be made within 28 days after notice is given of the result of the election.	LGA 4.81(1)	Sat	16/11/2019

## Election Report

### Appendix 4 Returning Officers In 2019

Local Government	Returning Officer
Albany	Sally Thomas
Armadale	Jeff Solliss
Ashburton	Alison Manning
Augusta-Margaret River	Brian Warbey
Bassendean	Andrew Wilson
Bayswater	Tony Thompson
Belmont	Diane Gearon
Boddington	Judy Franks
Bridgetown-Greenbushes	Liz Doust
Brookton	Ken Head
Broome	Lyn Cavanagh
Broomehill-Tambellup	Courtney Kahl
Bunbury	Andrew Cousins
Busselton	Catherine Smallwood
Cambridge	Vern McKay
Canning	Ian Stringall
Capel	Linda Wilson
Carnarvon	Harry Sutcliffe
Chapman Valley	Vanessa Heinrich
Chittering	David Burt
Claremont	Robin Parsons
Cockburn	Bob Searle
Collie	Wendy Grove
Coolgardie	Liisa Morrow
Coorow	Leanne Green
Cottesloe	Lisa Wilkinson
Cue	Joyce Penny
Dandaragan	Peter Lyons
Dardanup	Caroline Cousins
Denmark	Heather Marr
Derby West-Kimberley	Bill Hart
Donnybrook-Balingup	Raymond Thomas
Dowerin	Jen Millstead
East Fremantle	Andrew Dunkin
East Pilbara	Rob Green
Esperance	Brian Willoughby
Exmouth	Brain Moore
Fremantle	David Brown
Gingin	Carrie Edwards
Gnowangerup	Rebecca Brady
Gosnells	Shaun Major
Greater Geraldton	Michelle Harvey
Waroona	Rosemarree Reynolds-Davis
Wiluna	Susan Trigwell
Wongan-Ballidu	Andrea Bear

Local Government	Returning Officer
Halls Creek	Ken Rogers
Harvey	Stella Wallace
Irwin	Robert Mark
Jerramungup	Christine Petersen
Joondalup	Michaela Miller
Kalamunda	Geoff Webb
Kalgoorlie-Boulder	David Roberts
Karratha	Kirk Dillon
Katanning	Jill Richardson
Kent	Veronica Boyd
Kwinana	Linda Scott
Lake Grace	Kerry Hitchins
Mandurah	Ian Frame
Manjimup	Graeme Cockram
Melville	Mark Ducksbury
Menzies	Ivo Da Silva
Merredin	Wendy Porter
Moora	Cynthia Bassington
Mosman Park	Amber Cooper
Mt Marshall	Lauren Grylls
Mundaring	Steven Tweedie
Murray	Janice Reid
Narrogin	Carly Smith
Nedlands	Mary Petrou
Northam	Sarah Fitzsimmons
Peppermint Grove	Jennie Anderton
Plantagenet	Julie Dupe
Ravensthorpe	Sharyn Gairen
Rockingham	Vesna Harrison
Serpentine-Jarrahdale	Kathy Gecan
Shark Bay	Pascoe Durtanovich
South Perth	Jeff Clark
Stirling	Louise Foppoli
Subiaco	Gavin Cotterell
Swan	Adrian Malkovic
Three Springs	Margariet Metsemakers
Toodyay	Robert Dew
Upper Gascoyne	Amanda Leighton
Victoria Park	Leonie Veitch
Victoria Plains	Sandra Hartley
Vincent	Jennifer van den Hoek
Wanneroo	Kelly Dansie
Wyndham East Kimberley	Lincoln Heading
Yilgarn	Susann Bosenberg
York	Dave Paige

## Appendix 5

### Stakeholder Survey Key Findings

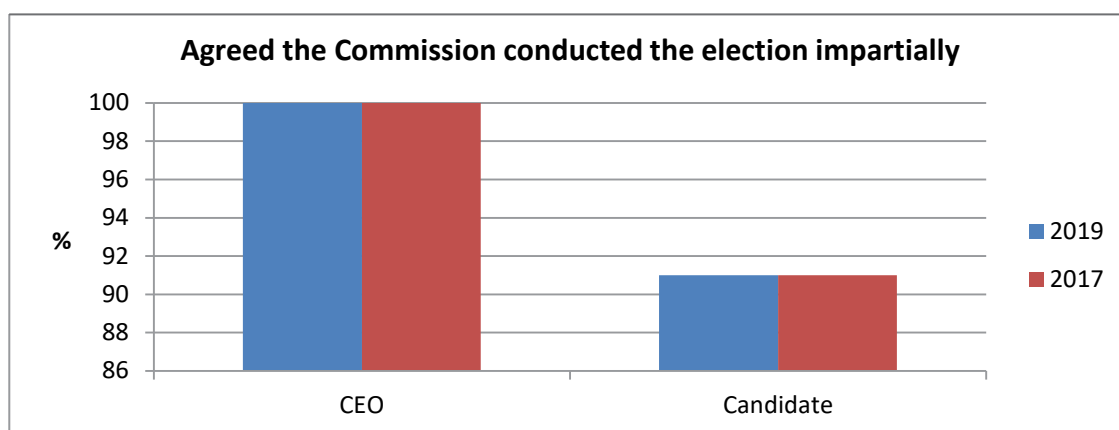
#### Introduction

Online survey invitations were sent to the local government Chief Executive Officers (CEOs) that the Commission conducted the local government elections for and 430 selected candidates with public email addresses. Of these 59 local government CEOs, and 125 candidates responded to the survey.

The satisfaction scale used was a five point scale ranging from 1-very dissatisfied to 5-very satisfied and ratings of 4-5 were grouped together to obtain a satisfaction percentage. Rating comparisons should be viewed as indicative. Open ended questions were used obtain additional feedback from the surveyed groups.

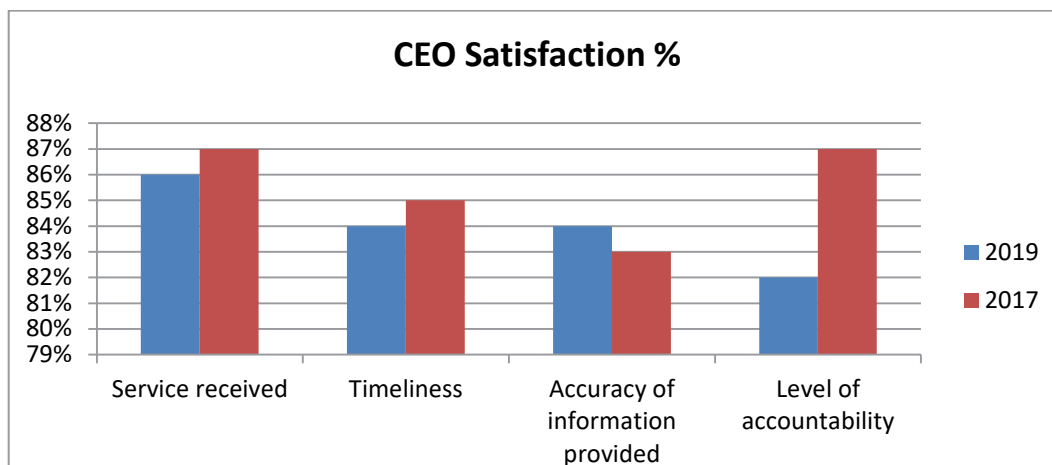
A summary is provided below of the key findings.

#### Commission Impartiality



There no differences in between 2019 and 2017 in regards to CEOs and candidates perception that the Commission conducted the election impartially.

#### Commission's Performance

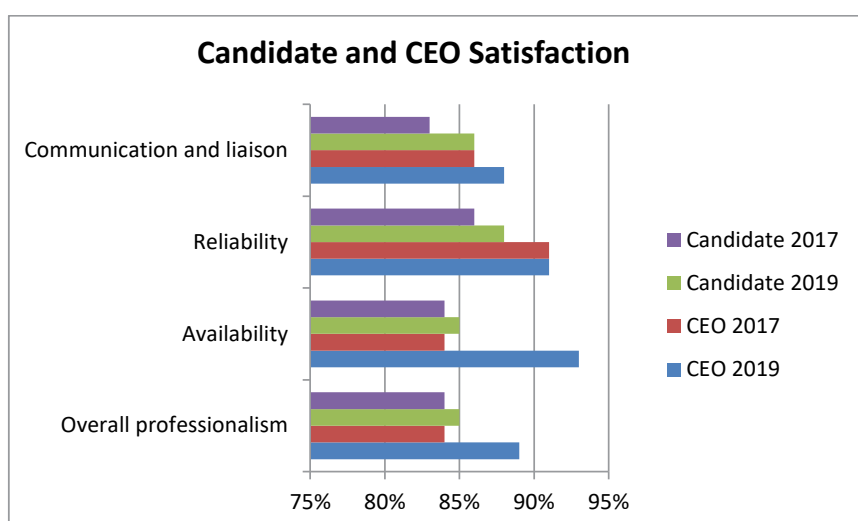


## Election Report

### continued Appendix 5 – Stakeholder Survey Key Findings

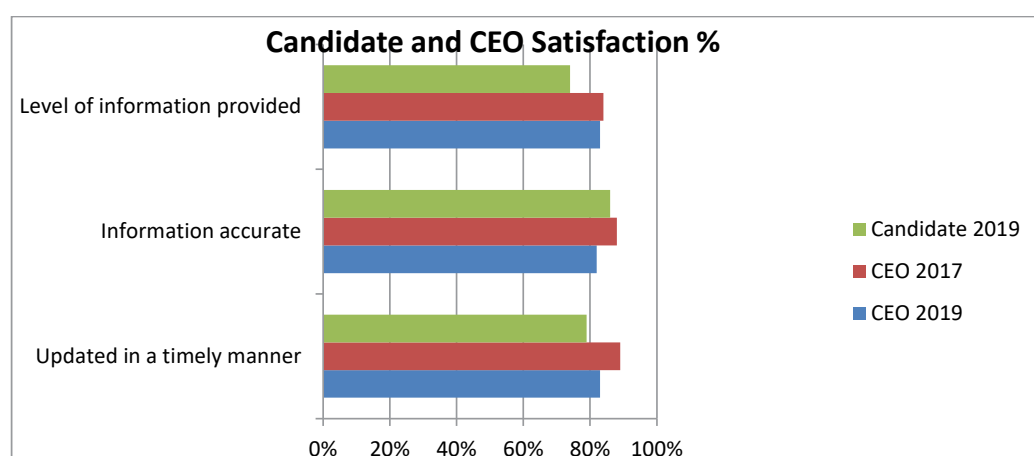
Overall the CEO satisfaction levels were similar between 2019 and 2017, but with a lower level of satisfaction in 2019 in regards to level of accountability. Key CEO comments suggested that the Australia Post performance needs to be improved and more information on managing social media is required. CEOs also noted that the Commission was professional and dealt with queries quickly.

### Returning Officer Performance



For both the CEO and Candidates there were improvements in the 2019 Returning Officer satisfaction levels for Returning Officers (ROs) compared to 2017. Both CEO and candidates commented that they found the ROs to be professional. Both CEO and candidates suggested that ROs be more available and contactable.

### Commission Performance

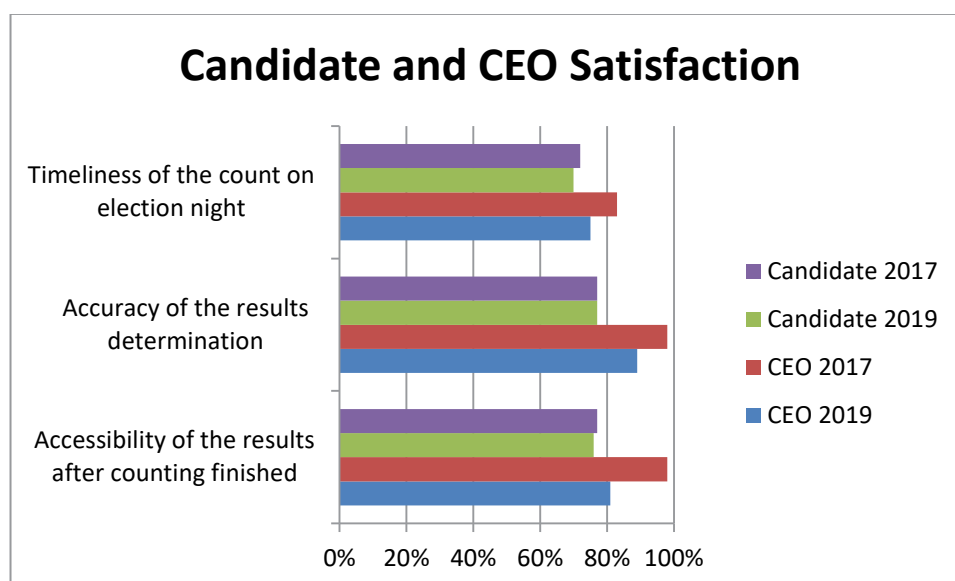


CEOs 2019 satisfaction levels were lower than in 2017 and candidates had lower satisfaction levels than CEOs. CEO comments overall found the website fit for purpose and suggested more information is required on gift disclosure. Some candidates found the website difficult to navigate and that the level of information provided was limited.

## Election Report

### continued Appendix 5 – Stakeholder Survey Key Findings

#### Election Count and Results



Overall 2019 satisfaction levels with the election count and results were similar or marginally lower for both CEOs and candidates compared to 2017. Candidates suggested that results be declared more promptly and more progressive updates provided during the count. CEOs noted that there were delays in finalising the count and the RO declaring the result.



## Election Report

### Appendix 6 Replacement and Provisional Votes Issued

District	Replacement Votes	Provisional Votes
City of Albany	86	4
City of Armadale	90	0
Shire of Ashburton	0	0
Shire of Augusta-Margaret River	55	1
Town of Bassendean	44	0
City of Bayswater	56	0
City of Belmont	58	0
Shire of Boddington	19	0
Shire of Bridgetown-Greenbushes	32	0
Shire of Brookton	3	0
Shire of Broomehill-Tambellup*		
City of Bunbury	53	0
City of Busselton	78	0
Town of Cambridge*		
City of Canning	93	0
Shire of Capel	24	0
Shire of Carnarvon	43	3
Shire of Chapman Valley*		
Shire of Chittering	41	0
Town of Claremont	20	3
City of Cockburn	64	0
Shire of Collie	16	0
Shire of Coorow*		
Shire of Coolgardie	30	0
Town of Cottesloe	97	1
Shire of Cue*		
Shire of Dandaragan	6	0
Shire of Dardanup	18	0
Shire of Denmark	54	2
Shire of Donnybrook-Balingup	10	0
Shire of Dowerin*		
Town of East Fremantle	6	0
Shire of East Pilbara	117	0
Shire of Esperance	89	0
Shire of Exmouth	22	0
City of Fremantle	142	2
Shire of Gingin	28	0
Shire of Gnowangerup	1	0
City of Gosnells	155	1
City of Greater Geraldton	210	0
Shire of Harvey	47	0
Shire of Irwin	33	0
Shire of Jerramungup*		
City of Joondalup	88	0
City of Kalamunda	67	2
City of Kalgoorlie-Boulder	173	0
City of Karratha	79	0
Shire of Katanning	14	2
Shire of Kent*		
City of Kwinana	22	0

## Election Report

### continued – Appendix 6 Replacement and Provisional Votes Issued

District	Replacement Votes	Provisional Votes
Shire of Lake Grace	7	5
City of Mandurah	109	1
Shire of Manjimup	61	0
City of Melville	210	5
Shire of Merredin	15	0
Shire of Moora	9	1
Town of Mosman Park	13	2
Shire of Mt Marshall*		
Shire of Mundaring	40	0
Shire of Murray	32	0
Shire of Narrogin*		
City of Nedlands	130	0
Shire of Northam	25	1
Shire of Peppermint Grove	23	0
Shire of Plantagenet	8	0
Shire of Ravensthorpe	5	23
City of Rockingham	75	0
Shire of Serpentine-Jarrahdale	54	0
Shire of Shark Bay	5	0
City of South Perth	136	2
City of Stirling	349	5
City of Subiaco	101	0
City of Swan	76	0
Shire of Three Springs	1	0
Shire of Toodyay	40	0
Shire of Upper Gascoyne	1	0
Town of Victoria Park	84	0
Shire of Victoria Plains	5	0
City of Vincent	26	0
City of Wanneroo	111	6
Shire of Waroona	12	0
Shire of Wiluna	1	0
Shire of Wongan- Ballidu*		
Shire of Wyndham/East Kimberley	27	1
Shire of Yilgarn	5	0
Shire of York	43	0
<b>TOTAL</b>	<b>4222</b>	<b>73</b>

\*Town of Cambridge and the Shires of Broomehill-Tambellup, Chapman Valley, Coorow, Cue, Dowerin, Jerramungup, Kent, Mt Marshall, Narrogin, and Wongan-Ballidu did not proceed to election.

## Election Report

## Appendix 7

## Reasons for Rejection of Voter Packages

District	Declaration Not Signed	Declaration Missing	Other	Total
City of Albany	116	149	4	269
City of Armadale	196	121	4	321
Shire of Ashburton	0	0	0	0
Shire of Augusta-Margaret River	49	45	2	96
Town of Bassendean	31	23	2	56
City of Bayswater	121	89	0	210
City of Belmont	90	72	1	163
Shire of Boddington	6	4	0	10
Shire of Bridgetown-Greenbushes	17	11	0	28
Shire of Brookton	5	3	0	8
Shire of Broomehill-Tambellup	Elected Unopposed			
City of Bunbury	76	74	1	151
City of Busselton	100	86	0	186
Town of Cambridge*	Elected Unopposed			
City of Canning	180	230	1	411
Shire of Capel	32	27	0	59
Shire of Carnarvon	14	25	0	39
Shire of Chapman Valley*	Elected Unopposed			
Shire of Chittering	10	18	0	28
Town of Claremont	19	27	0	46
City of Cockburn	240	172	3	415
Shire of Collie	24	22	0	46
Shire of Coolgardie	9	8	0	17
Shire of Coorow*	Elected Unopposed			
Town of Cottesloe	22	18	0	40
Shire of Cue*	Elected Unopposed			
Shire of Dandaragan	7	11	1	19
Shire of Dardanup	37	8	0	45
Shire of Denmark	22	17	1	40
Shire of Donnybrook-Balingup	9	14	0	23
Shire of Dowerin*	Elected Unopposed			
Town of East Fremantle	13	6	0	19
Shire of East Pilbara	3	3	0	6
Shire of Esperance	46	27	0	73
Shire of Exmouth	8	6	0	14
City of Fremantle	104	69	3	176
Shire of Gingin	17	12	0	29
Shire of Gnowangerup	5	2	0	7
City of Gosnells	181	127	3	311
City of Greater Geraldton	76	117	0	193
Shire of Harvey	75	52	1	128
Shire of Irwin	14	13	0	27
Shire of Jerramungup*	Elected Unopposed			
City of Joondalup	300	304	0	604

## Election Report

### continued Appendix 7 – Reasons for Rejection of Voter Packages

District	Declaration Not Signed	Declaration Missing	Other	Total
City of Kalamunda	128	87	1	216
City of Kalgoorlie-Boulder	61	90	0	151
City of Karratha	32	28	0	60
Shire of Katanning	15	8	0	23
Shire of Kent*	Elected Unopposed			
City of Kwinana	81	42	0	123
Shire of Lake Grace	5	3	0	8
City of Mandurah	248	202	3	453
Shire of Manjimup	12	26	1	39
City of Melville	240	235	5	480
Shire of Merredin	9	13	0	22
Shire of Moora	1	9	0	10
Town of Mosman Park	8	12	0	20
Shire of Mt Marshall*	Elected Unopposed			
Shire of Mundaring	66	41	1	108
Shire of Murray	39	38	0	77
Shire of Narrogin*	Elected Unopposed			
City of Nedlands	52	41	1	94
Shire of Northam	13	18	0	31
Shire of Peppermint Grove	5	3	0	8
Shire of Plantagenet	19	23	5	47
Shire of Ravensthorpe	4	8	0	12
City of Rockingham	281	231	1	513
Shire of Serpentine-Jarrahdale	64	44	1	109
Shire of Shark Bay	2	4	0	6
City of South Perth	100	101	0	201
City of Stirling	437	575	0	1012
City of Subiaco	44	48	0	92
City of Swan	294	219	2	515
Shire of Three Springs	1	0	0	1
Shire of Toodyay	17	16	0	33
Shire of Upper Gascoyne	0	0	0	0
Town of Victoria Park	72	102	1	175
Shire of Victoria Plains	4	1	0	5
City of Vincent	36	18	0	54
City of Wanneroo	398	485	1	884
Shire of Waroona	15	8	0	23
Shire of Wiluna	1	2	0	3
Shire of Wongan-Ballidu*	Elected Unopposed			
Shire of Wyndham-East Kimberley	19	6	0	25
Shire of Yilgarn	3	2	0	5
Shire of York	14	18	2	34
<b>Total</b>	<b>5114</b>	<b>4819</b>	<b>52</b>	<b>9985</b>

\*Town of Cambridge and the Shires of Broomehill-Tambellup, Chapman Valley, Coorow, Cue, Dowerin, Jerramungup, Kent, Mt Marshall, Narrogin and Wongan-Ballidu did not proceed to election.

## Election Report

## Appendix 8

### Election Results (Postal Elections)

## CITY OF ALBANY

MAYOR			
Candidate	Votes		Expiry of term
KNEEBONE, Cheryl Louise	2557	(28.13%)	
WELLINGTON, Dennis	6534	(71.87%)	21 October 2023
<b>Total Valid Votes</b>	<b>9091</b>		
Informal	55	(0.60%)	
<b>Total Votes Received</b>	<b>9146</b>		

BREAKSEA			
Candidate	Votes		Expiry of term
DATE, Stanley	440	(28.42%)	
TERRY, Paul	797	(51.49%)	21 October 2023
SPARROW, Anne	311	(20.09%)	
<b>Total Valid Votes</b>	<b>1548</b>		
Informal	7	(0.45%)	
<b>Total Votes Received</b>	<b>1555</b>		

FREDERICKSTOWN			
Candidate	Votes		Expiry of term
BAESJOU, Delma	737	(42.55%)	
STOCKS, Greg	995	(57.45%)	21 October 2023
<b>Total Valid Votes</b>	<b>1732</b>		
Informal	9	(0.52%)	
<b>Total Votes Received</b>	<b>1741</b>		

KALGAN			
Candidate	Votes		Expiry of term
KNEEBONE, Cheryl Louise	208	(13.26%)	
HOLLINGWORTH, Bill	545	(34.74%)	
BENSON-LIDHOLM, Matt	596	(37.99%)	21 October 2023
GRIFFITHS, David	220	(14.02%)	
<b>Total Valid Votes</b>	<b>1569</b>		
Informal	10	(0.63%)	
<b>Total Votes Received</b>	<b>1579</b>		

VANCOUVER			
Candidate	Votes		Expiry of term
YARRAN, Damien	299	(18.82%)	

## Election Report

### CITY OF ALBANY

HESLOP, Tony	299	(18.82%)	
SHANHUN, John	614	(38.64%)	21 October 2023
HANSON, Claire	377	(23.73%)	
<b>Total Valid Votes</b>	<b>1589</b>		
Informal	9	(0.56%)	
<b>Total Votes Received</b>	<b>1598</b>		

### WEST

Candidate	Votes		Expiry of term
SMITH, Sandie	668	(46.04%)	21 October 2023
CAMERON, Malcolm	363	(25.02%)	
PARKER, Kaylene	420	(28.95%)	
<b>Total Valid Votes</b>	<b>1451</b>		
Informal	6	(0.41%)	
<b>Total Votes Received</b>	<b>1457</b>		

### YAKAMIA

Candidate	Votes		Expiry of term
FREER, Kylie	177	(12.24%)	
SCALLY, Jamie	243	(16.80%)	
DOWLING, Alastair	99	(6.85%)	
MOIR, Anthony	235	(16.25%)	
SMITH, Allen	220	(15.21%)	
THOMSON, Chris	472	(32.64%)	21 October 2023
<b>Total Valid Votes</b>	<b>1446</b>		
Informal	5	(0.34%)	
<b>Total Votes Received</b>	<b>1451</b>		

## Election Report

### CITY OF ARMADALE

HERON			
Candidate	Votes		Expiry of term
SECKER, Steven	142	(8.54%)	
KLEYN, Arthur	332	(19.98%)	
STEWART, James	385	(23.16%)	
FLYNN, Emma	803	(48.32%)	21 October 2023
<b>Total Valid Votes</b>	<b>1662</b>		
Informal	19	(1.13%)	
<b>Total Votes Received</b>	<b>1681</b>		

HILLS			
Candidate	Votes		Expiry of term
SCIDONE, Laurie	359	(14.96%)	
GIUMELLI, Zaneta	714	(29.75%)	
NIXON, Grant	998	(41.58%)	21 October 2023
THOMPSON, Mark	329	(13.71%)	
<b>Total Valid Votes</b>	<b>2400</b>		
Informal	21	(0.87%)	
<b>Total Votes Received</b>	<b>2421</b>		

LAKE			
Candidate	Votes		Expiry of term
PIIPPONEN, Samuel	461	(19.68%)	
VIRK, Sam Singh	477	(20.37%)	
SHAH, Naresh	450	(19.21%)	
SILVER, Michelle	954	(40.73%)	21 October 2023
<b>Total Valid Votes</b>	<b>2342</b>		
Informal	18	(0.76%)	
<b>Total Votes Received</b>	<b>2360</b>		

MINNAWARRA			
Candidate	Votes		Expiry of term
MARSIGLIO, Margaret	710	(40.88%)	
BUSBY, Kerry	1027	(59.12%)	21 October 2023
<b>Total Valid Votes</b>	<b>1737</b>		
Informal	18	(1.03%)	
<b>Total Votes Received</b>	<b>1755</b>		



## Election Report

### CITY OF ARMADALE

<b>PALOMINO</b>			
<b>Candidate</b>	<b>Votes</b>		<b>Expiry of term</b>
NORTHCOTT, Melissa	741	(42.54%)	21 October 2023
SARGESON, Laurence	593	(34.04%)	
HETHERINGTON, Paul	408	(23.42%)	
<b>Total Valid Votes</b>	<b>1742</b>		
Informal	16	(0.91%)	
<b>Total Votes Received</b>	<b>1758</b>		

<b>RANFORD</b>			
<b>Candidate</b>	<b>Votes</b>		<b>Expiry of term</b>
PETER, Shanavas	893	(41.19%)	21 October 2023
PIIPPONEN, Jasmine	768	(35.42%)	
PARNABAS, John (Basker)	110	(5.07%)	
GEARY, Mark	397	(18.31%)	
<b>Total Valid Votes</b>	<b>2168</b>		
Informal	10	(0.46%)	
<b>Total Votes Received</b>	<b>2178</b>		

<b>RIVER</b>			
<b>Candidate</b>	<b>Votes</b>		<b>Expiry of term</b>
SCOTT, Barry	638	(30.88%)	
JONES, Hugh	1428	(69.12%)	21 October 2023
<b>Total Valid Votes</b>	<b>2066</b>		
Informal	11	(0.53%)	
<b>Total Votes Received</b>	<b>2077</b>		

## Election Report

### SHIRE OF ASHBURTON

ASHBURTON		
Candidate	Votes	Expiry of term
DE PLEDGE, Rory	Elected Unopposed	21 October 2023
<b>Total Valid Votes</b>	<b>0</b>	
Informal	0	(0.00%)
<b>Total Votes Received</b>	<b>0</b>	

ONSLOW		
Candidate	Votes	Expiry of term
WHITE, Kerry	Elected Unopposed	21 October 2023
<b>Total Valid Votes</b>	<b>0</b>	
Informal	0	(0.00%)
<b>Total Votes Received</b>	<b>0</b>	

PARABURDOO		
Candidate	Votes	Expiry of term
RUMBLE, Linton	Elected Unopposed	21 October 2023
<b>Total Valid Votes</b>	<b>0</b>	
Informal	0	(0.00%)
<b>Total Votes Received</b>	<b>0</b>	

TABLELAND		
Candidate	Votes	Expiry of term
THOMAS, Lorraine	4	(18.18%)
RICHARDSON, Jamie	18	(81.82%)
<b>Total Valid Votes</b>	<b>22</b>	
Informal	0	(0.00%)
<b>Total Votes Received</b>	<b>22</b>	

TOM PRICE		
Candidate	Votes	Expiry of term
FOSTER, Peter	Elected Unopposed	21 October 2023
<b>Total Valid Votes</b>	<b>0</b>	
Informal	0	(0.00%)
<b>Total Votes Received</b>	<b>0</b>	

## Election Report

### SHIRE OF AUGUSTA-MARGARET RIVER

AUGUSTA-MARGARET RIVER			
Candidate	Votes		Expiry of term
DANIEL, Brian	1593	(16.72%)	21 October 2023
MCDONALD, Robert	1563	(16.40%)	
CRISTOFFANINI, Paula	1716	(18.01%)	21 October 2023
GRIFFYN, Peter	1220	(12.80%)	
MORONEY, Richard	1198	(12.57%)	
KENNAUGH, Kylie	2240	(23.50%)	21 October 2023
<b>Total Valid Votes</b>	<b>9530</b>		
Informal	11	(0.12%)	
<b>Total Votes Received</b>	<b>9541</b>		

## Election Report

### TOWN OF BASSENDEAN

<b>BASSENDEAN</b>			
<b>Candidate</b>	<b>Votes</b>		<b>Expiry of term</b>
MCLENNAN, Renée	2661	(21.79%)	21 October 2023
COPLEY, George	490	(4.01%)	
VON PERGER, Justin	803	(6.57%)	
BUSBY, Bill	1212	(9.92%)	
LUCANUS, Craig	544	(4.45%)	
MACWILLIAM, Hilary	1839	(15.06%)	21 October 2023
WILDING, Emily	1366	(11.18%)	
GANGELL, John	1779	(14.57%)	21 October 2023
BARTY, Chris	1520	(12.44%)	16 October 2021
<b>Total Valid Votes</b>	<b>12214</b>		
Informal	16	(0.13%)	
<b>Total Votes Received</b>	<b>12230</b>		

## Election Report

### CITY OF BAYSWATER

<b>CENTRAL</b>			
<b>Candidate</b>	<b>Votes</b>		<b>Expiry of term</b>
PALMER, Sally	1632	(29.85%)	21 October 2023
EVESON, Josh	1499	(27.42%)	
OSTASZEWSKYJ, Steven	1740	(31.83%)	21 October 2023
TAN, Chris	394	(7.21%)	
HAYDEN, Colleen Ann	202	(3.69%)	
<b>Total Valid Votes</b>	<b>5467</b>		
Informal	31	(0.56%)	
<b>Total Votes Received</b>	<b>5498</b>		

<b>NORTH</b>			
<b>Candidate</b>	<b>Votes</b>		<b>Expiry of term</b>
SUTHERLAND, Michelle	2564	(72.35%)	21 October 2023
DEVANEY, Jill	980	(27.65%)	
<b>Total Valid Votes</b>	<b>3544</b>		
Informal	16	(0.45%)	
<b>Total Votes Received</b>	<b>3560</b>		

<b>SOUTH</b>			
<b>Candidate</b>	<b>Votes</b>		<b>Expiry of term</b>
EHRHARDT, Catherine	1710	(70.84%)	21 October 2023
HALL, Richard	254	(10.52%)	
WALSH, Robyn	450	(18.64%)	
<b>Total Valid Votes</b>	<b>2414</b>		
Informal	12	(0.49%)	
<b>Total Votes Received</b>	<b>2426</b>		

<b>WEST</b>			
<b>Candidate</b>	<b>Votes</b>		<b>Expiry of term</b>
BULL, Dan	Elected Unopposed		21 October 2023
<b>Total Valid Votes</b>	<b>0</b>		
Informal	0	(0.00%)	
<b>Total Votes Received</b>	<b>0</b>		

## Election Report

### CITY OF BELMONT

EAST			
Candidate	Votes		Expiry of term
ELKINGTON, Margaret	508	(14.02%)	
WALTER, Debra	629	(17.36%)	
MARKS, Phil	1019	(28.12%)	21 October 2023
LUZI, Mark	224	(6.18%)	
GLADING, Ian	261	(7.20%)	
BASS, Margie	758	(20.92%)	21 October 2023
BURKE, Davis	225	(6.21%)	
<b>Total Valid Votes</b>	<b>3624</b>		
Informal	14	(0.38%)	
<b>Total Votes Received</b>	<b>3638</b>		

SOUTH			
Candidate	Votes		Expiry of term
NEWTON-FAAS, Elizabeth	249	(11.31%)	
HOLMES, Naomi	729	(33.12%)	
WOLFF, Steve	988	(44.89%)	21 October 2023
DAVIES, Jenny	235	(10.68%)	
<b>Total Valid Votes</b>	<b>2201</b>		
Informal	17	(0.77%)	
<b>Total Votes Received</b>	<b>2218</b>		

WEST			
Candidate	Votes		Expiry of term
SMITH, Damien	594	(22.47%)	
KULCZYCKI, Christopher	520	(19.67%)	
ROSSI, Robert	1187	(44.89%)	21 October 2023
HOLT, Sharren	343	(12.97%)	
<b>Total Valid Votes</b>	<b>2644</b>		
Informal	25	(0.94%)	
<b>Total Votes Received</b>	<b>2669</b>		

## Election Report

### SHIRE OF BODDINGTON

<b>BODDINGTON</b>			
<b>Candidate</b>	<b>Votes</b>		<b>Expiry of term</b>
ALLEN, Peter	113	(6.45%)	
SMART, David	185	(10.57%)	
GLYNN, Martin	385	(21.99%)	21 October 2023
ERASMUS, Coert	472	(26.96%)	21 October 2023
SCHREIBER, Earl	390	(22.27%)	21 October 2023
GILLIS, Jana	206	(11.76%)	
<b>Total Valid Votes</b>	<b>1751</b>		
Informal	1	(0.06%)	
<b>Total Votes Received</b>	<b>1752</b>		

### SHIRE OF BRIDGETOWN-GREENBUSHES

<b>NORTH</b>			
<b>Candidate</b>	<b>Votes</b>		<b>Expiry of term</b>
LINGANE, Dennis	89	(17.49%)	
PRATICO, Tony	262	(51.47%)	21 October 2023
MOORE, Joann	158	(31.04%)	16 October 2021
<b>Total Valid Votes</b>	<b>509</b>		
Informal	0	(0.00%)	
<b>Total Votes Received</b>	<b>509</b>		

<b>SOUTH</b>			
<b>Candidate</b>	<b>Votes</b>		<b>Expiry of term</b>
QUINBY, Peter	622	(14.45%)	21 October 2023
MACKMAN, Doreen	495	(11.50%)	
NICHOLAS, John	574	(13.33%)	16 October 2021
CARROLL-NEWTON, Lani	278	(6.46%)	
JOHNSON, Barbara	680	(15.80%)	21 October 2023
IURETIGH, Anita	488	(11.34%)	
MOUNTFORD, Jenny	776	(18.03%)	21 October 2023
MATTHEWS, Andrew	392	(9.11%)	
<b>Total Valid Votes</b>	<b>4305</b>		
Informal	8	(0.19%)	
<b>Total Votes Received</b>	<b>4313</b>		

## Election Report

### SHIRE OF BROOKTON

<b>BROOKTON</b>			
<b>Candidate</b>	<b>Votes</b>		<b>Expiry of term</b>
LILLY, Tamara	249	(19.94%)	21 October 2023
WALKER, Neil	203	(16.25%)	21 October 2023
MACNAB, Marilyn	245	(19.62%)	21 October 2023
WILLIAMS, Sharon	101	(8.09%)	
WATTS, Barry	143	(11.45%)	16 October 2021
BELL, Harold	88	(7.05%)	
HARTL, Christopher	220	(17.61%)	21 October 2023
<b>Total Valid Votes</b>	<b>1249</b>		
Informal	5	(0.40%)	
<b>Total Votes Received</b>	<b>1254</b>		



## Election Report

### SHIRE OF BROOME

<b>BROOME</b>			
<b>Candidate</b>	<b>Votes</b>		<b>Expiry of term</b>
WEVERS, Nik	798	(8.84%)	21 October 2023
TAYLOR, Peter	776	(8.60%)	16 October 2021
MITCHELL, Chris	823	(9.12%)	21 October 2023
WALDRON, Garry	323	(3.58%)	
COLE, Emily	275	(3.05%)	
RENKIN, Brendan	651	(7.21%)	
FAIRBORN, Mala	772	(8.55%)	
WEST, Fiona	778	(8.62%)	21 October 2023
BATTY, Franque	721	(7.99%)	
ARISTEI, Natasha	739	(8.19%)	
SEAR, Matthew	652	(7.23%)	
ELLIS, Elizabeth	130	(1.44%)	
FREEMAN, Wade	586	(6.49%)	
CHAMBERS, Andrew	87	(0.96%)	
RUDEFORTH, Bruce	913	(10.12%)	21 October 2023
<b>Total Valid Votes</b>	<b>9024</b>		
Informal	8	(0.09%)	
<b>Total Votes Received</b>	<b>9032</b>		

<b>DAMPIER</b>			
<b>Candidate</b>	<b>Votes</b>		<b>Expiry of term</b>
FOY, Elsta	Elected Unopposed		21 October 2023
<b>Total Valid Votes</b>	<b>0</b>		
Informal	0	(0.00%)	
<b>Total Votes Received</b>	<b>0</b>		

## Election Report

### SHIRE OF BROOMEHILL-TAMBELLUP

BROOMEHILL-TAMBELLUP			
Candidate	Votes		Expiry of term
BARRITT, Douglas	Elected Unopposed		21 October 2023
PENNY, Steven	Elected Unopposed		21 October 2023
WHITE, Michael	Elected Unopposed		21 October 2023
<b>Total Valid Votes</b>	<b>0</b>		
Informal	0	(0.00%)	
<b>Total Votes Received</b>	<b>0</b>		

### CITY OF BUNBURY

BUNBURY			
Candidate	Votes		Expiry of term
UCHWAL, Zyggi	1521	(4.48%)	
GILES, Wendy	2468	(7.27%)	21 October 2023
SEARLE, James	1691	(4.98%)	
PAYTON, Richard	1628	(4.79%)	
KOZISEK, Cheryl	2294	(6.75%)	21 October 2023
TURNER, Karen	2988	(8.80%)	21 October 2023
YIP, Amanda	3741	(11.02%)	21 October 2023
SINGLETON, Daniel	1138	(3.35%)	
YURISICH, Caspian	2060	(6.07%)	
PLUMB, Kris	2468	(7.27%)	21 October 2023
QUAIN, Marina	2196	(6.47%)	
NICHOLSON, Robert	1910	(5.62%)	
LEIGH, Alfred	1301	(3.83%)	
LAY, Michael	1874	(5.52%)	
MCCLEARY, Betty	2601	(7.66%)	21 October 2023
MORRIS, Sam	2082	(6.13%)	
<b>Total Valid Votes</b>	<b>33961</b>		
Informal	40	(0.12%)	
<b>Total Votes Received</b>	<b>34001</b>		

## Election Report

### CITY OF BUSSELTON

<b>BUSSELTON</b>			
<b>Candidate</b>	<b>Votes</b>		<b>Expiry of term</b>
COX, Kate	3658	(8.41%)	21 October 2023
REEKIE, Robert	3339	(7.67%)	
BARRETT-LENNARD, Jo	3388	(7.79%)	16 October 2021
PAINE, Ross	3579	(8.23%)	21 October 2023
TARBOTTON, Coralie	2734	(6.28%)	
AVERY, Julia (Midge)	2692	(6.19%)	
CRONIN, Phill	4078	(9.37%)	21 October 2023
CARTER, Paul Thomas	3415	(7.85%)	21 October 2023
MCCALLUM, John	3337	(7.67%)	
KAIGG, Valerie	2488	(5.72%)	
RYAN, Anne	2751	(6.32%)	
RICCELLI, Sue	3682	(8.46%)	21 October 2023
STONE, Beverley	2356	(5.41%)	
GREIG, Brian	2012	(4.62%)	
<b>Total Valid Votes</b>	<b>43509</b>		
Informal	127	(0.29%)	
<b>Total Votes Received</b>	<b>43636</b>		

## Election Report

### TOWN OF CAMBRIDGE

MAYOR		
Candidate	Votes	Expiry of term
SHANNON, Keri	Elected Unopposed	21 October 2023
<b>Total Valid Votes</b>	<b>0</b>	
Informal	0	(0.00%)
<b>Total Votes Received</b>	<b>0</b>	

COAST		
Candidate	Votes	Expiry of term
BRADLEY, Rod	Elected Unopposed	21 October 2023
TIMMERMANIS, Andres	Elected Unopposed	21 October 2023
<b>Total Valid Votes</b>	<b>0</b>	
Informal	0	(0.00%)
<b>Total Votes Received</b>	<b>0</b>	

WEMBLEY		
Candidate	Votes	Expiry of term
BARLOW, Catherine (Kate)	Elected Unopposed	21 October 2023
HADDON-CASEY, Alaine	Elected Unopposed	21 October 2023
MACK, Gary	Elected Unopposed	16 October 2021
<b>Total Valid Votes</b>	<b>0</b>	
Informal	0	(0.00%)
<b>Total Votes Received</b>	<b>0</b>	

## Election Report

### CITY OF CANNING

#### MAYOR

Candidate	Votes		Expiry of term
NG, Kar Fai (Tom)	493	(3.00%)	
BROWN, David	995	(6.05%)	
HALL, Patrick	3337	(20.30%)	21 October 2023
HASAN, Morshedul	366	(2.23%)	
JACOBS, Jesse	2766	(16.83%)	
HALL, Margaret	662	(4.03%)	
HOLLAND, Lindsay	929	(5.65%)	
NG, Keh Leng (Paul)	3165	(19.25%)	
PONNUTHURAI, Yaso	2132	(12.97%)	
KLOMP, Steve	292	(1.78%)	
HILL, Warren	527	(3.21%)	
BARRY, Graham	775	(4.71%)	
<b>Total Valid Votes</b>	<b>16439</b>		
Informal	102	(0.62%)	
<b>Total Votes Received</b>	<b>16541</b>		

#### BANNISTER

Candidate	Votes		Expiry of term
KUNZE, Ben	3549	(89.15%)	21 October 2023
HALL, Michael	432	(10.85%)	
<b>Total Valid Votes</b>	<b>3981</b>		
Informal	33	(0.82%)	
<b>Total Votes Received</b>	<b>4014</b>		

#### BEELIAR

Candidate	Votes		Expiry of term
O'BRIEN, Philip	1040	(32.84%)	
HOLLAND, Lindsay	1412	(44.58%)	21 October 2023
YURISICH, Joseph	568	(17.93%)	
HASAN, Morshedul	147	(4.64%)	
<b>Total Valid Votes</b>	<b>3167</b>		
Informal	15	(0.47%)	
<b>Total Votes Received</b>	<b>3182</b>		

## Election Report

### CITY OF CANNING

<b>BEELOO</b>			
<b>Candidate</b>	<b>Votes</b>		<b>Expiry of term</b>
CULLEN, Oliver	382	(12.15%)	21 October 2023
BAIN, Mark	879	(27.95%)	
VASILE, Saraswati (Astrid)	430	(13.67%)	
BROWN, David	693	(22.03%)	
HILL, Warren	400	(12.72%)	
SHARMA, Deepak	166	(5.28%)	
MOHAMED, Fartun	195	(6.20%)	
<b>Total Valid Votes</b>	<b>3145</b>		
Informal	24	(0.76%)	
<b>Total Votes Received</b>	<b>3169</b>		

<b>MASON</b>			
<b>Candidate</b>	<b>Votes</b>		<b>Expiry of term</b>
PALLIER, Carl	230	(8.65%)	21 October 2023
SINGH, Hardeep	948	(35.65%)	
VAN DER REEST, Robert	138	(5.19%)	
JACOBS, Jesse	1343	(50.51%)	
<b>Total Valid Votes</b>	<b>2659</b>		
Informal	20	(0.75%)	
<b>Total Votes Received</b>	<b>2679</b>		

<b>NICHOLSON</b>			
<b>Candidate</b>	<b>Votes</b>		<b>Expiry of term</b>
TREZDZIACK, Markus	274	(9.03%)	21 October 2023
O'DONNELL, Megan	322	(10.61%)	
SWEENEY, Craig	1369	(45.11%)	
SINGH, Jaginder	206	(6.79%)	
HALL, Margaret	543	(17.89%)	
CHEEMA, Didar	321	(10.58%)	
<b>Total Valid Votes</b>	<b>3035</b>		
Informal	9	(0.30%)	
<b>Total Votes Received</b>	<b>3044</b>		

## Election Report

### SHIRE OF CAPEL

CAPEL			
Candidate	Votes		Expiry of term
HEARNE, Brian	1263	(7.18%)	
BELL, Barry	846	(4.81%)	
SCOTT, Jennifer	1235	(7.02%)	
ANDREW, Kaara	1905	(10.83%)	21 October 2023
NOONAN, Kieran	1795	(10.21%)	21 October 2023
SCHIANO, Sebastian	1536	(8.73%)	21 October 2023
MOGG, Rosina	1616	(9.19%)	21 October 2023
SLATER, Ross	1183	(6.73%)	
TERRANTROY, Christine	1269	(7.22%)	
MCCLEERY, Peter	1281	(7.28%)	
MASTERS, Bernie	893	(5.08%)	
CLEWS, Dave	1851	(10.52%)	21 October 2023
POZNIAKOV, Nicolas	915	(5.20%)	
<b>Total Valid Votes</b>	<b>17588</b>		
Informal	23	(0.13%)	
<b>Total Votes Received</b>	<b>17611</b>		

## Election Report

### SHIRE OF CARNARVON

<b>MAYOR</b>			
<b>Candidate</b>	<b>Votes</b>		<b>Expiry of term</b>
SHELTON, Dave	180	(12.59%)	
SWEETMAN, Rod	507	(35.45%)	
SMITH, Eddie	648	(45.31%)	21 October 2023
STREET, Annie	95	(6.64%)	
<b>Total Valid Votes</b>	<b>1430</b>		
Informal	11	(0.76%)	
<b>Total Votes Received</b>	<b>1441</b>		

<b>GASCOYNE/MINILYA</b>			
<b>Candidate</b>	<b>Votes</b>		<b>Expiry of term</b>
MASLEN, Burke	Elected Unopposed		21 October 2023
<b>Total Valid Votes</b>	<b>0</b>		
Informal	0	(0.00%)	
<b>Total Votes Received</b>	<b>0</b>		

<b>TOWN</b>			
<b>Candidate</b>	<b>Votes</b>		<b>Expiry of term</b>
FULLARTON, Lex	369	(13.83%)	21 October 2023
WALSH, Corey	250	(9.37%)	
VANDELEUR, Luke	397	(14.87%)	21 October 2023
ALSTON, Andrew	351	(13.15%)	
GARRETT, Edward	229	(8.58%)	
CUTHBERT, Nic	262	(9.82%)	
NELSON, Julee	364	(13.64%)	16 October 2021
LEAHY, Kevin	239	(8.95%)	
STREET, Annie	208	(7.79%)	
<b>Total Valid Votes</b>	<b>2669</b>		
Informal	4	(0.15%)	
<b>Total Votes Received</b>	<b>2673</b>		



## Election Report

### SHIRE OF CHAPMAN VALLEY

CHAPMAN VALLEY			
Candidate	Votes		Expiry of term
FARRELL, Anthony	Elected Unopposed		21 October 2023
HUMPHREY, Peter	Elected Unopposed		21 October 2023
ROYCE, Trevor	Elected Unopposed		21 October 2023
<b>Total Valid Votes</b>	<b>0</b>		
Informal	0	(0.00%)	
<b>Total Votes Received</b>	<b>0</b>		

### SHIRE OF CHITTERING

CHITTERING			
Candidate	Votes		Expiry of term
ANGUS, Mary	1170	(19.81%)	21 October 2023
HOUSTON, Gordon	414	(7.01%)	
HUGHES, Kylie	1063	(18.00%)	21 October 2023
TILBURY, George	531	(8.99%)	
CURTIS, John	1009	(17.08%)	21 October 2023
DAVIS, John	1120	(18.96%)	21 October 2023
ROSSOUW, Michelle	600	(10.16%)	
<b>Total Valid Votes</b>	<b>5907</b>		
Informal	0	(0.00%)	
<b>Total Votes Received</b>	<b>5907</b>		

## Election Report

### TOWN OF CLAREMONT

EAST			
Candidate	Votes		Expiry of term
TELFORD, Peter	433	(29.44%)	21 October 2023
WATSON, Richard	278	(18.90%)	
MAIN, Kate	444	(30.18%)	21 October 2023
HATTON, Shelley	316	(21.48%)	
<b>Total Valid Votes</b>	<b>1471</b>		
Informal	3	(0.20%)	
<b>Total Votes Received</b>	<b>1474</b>		

SOUTH			
Candidate	Votes		Expiry of term
MEWS, Christopher	429	(48.37%)	
SUANN, Annette	458	(51.63%)	21 October 2023
<b>Total Valid Votes</b>	<b>887</b>		
Informal	4	(0.45%)	
<b>Total Votes Received</b>	<b>891</b>		

WEST			
Candidate	Votes		Expiry of term
BROWNE, Peter	Elected Unopposed		21 October 2023
EDWARDS, Peter	Elected Unopposed		21 October 2023
<b>Total Valid Votes</b>	<b>0</b>		
Informal	0	(0.00%)	
<b>Total Votes Received</b>	<b>0</b>		

## Election Report

### CITY OF COCKBURN

#### CENTRAL

Candidate	Votes		Expiry of term
WIDENBAR, Tom	1876	(30.06%)	21 October 2023
ALLEN, Gary	1226	(19.64%)	
BRUCE, Robbie	1396	(22.37%)	
TAGLIAFERRI, Georgina	1743	(27.93%)	
<b>Total Valid Votes</b>	<b>6241</b>		
Informal	63	(1.00%)	
<b>Total Votes Received</b>	<b>6304</b>		

#### EAST

Candidate	Votes		Expiry of term
JONES, Rhys	851	(7.42%)	
MEYERS, Benjamin	1266	(11.04%)	
PRITCHARD, Kathy	944	(8.23%)	
ARAN, Kandia	737	(6.43%)	
TERBLANCHE, Chamonix	1941	(16.93%)	21 October 2023
DEWAN, Tarun	1488	(12.98%)	
BLYTH, Steve	432	(3.77%)	
KIRKWOOD, Lara	2492	(21.74%)	21 October 2023
GREENWOOD, Steve	1314	(11.46%)	
<b>Total Valid Votes</b>	<b>11465</b>		
Informal	35	(0.30%)	
<b>Total Votes Received</b>	<b>11500</b>		

#### WEST

Candidate	Votes		Expiry of term
FERREIRA MANHOSO, Ana	462	(6.64%)	
CORKE, Phoebe	2194	(31.54%)	21 October 2023
FAZIO, Tony	349	(5.02%)	
MEREDITH, CaAtherine	357	(5.13%)	
ANG, Sheldon	334	(4.80%)	
PINNER, Jason	638	(9.17%)	
REEVE-FOWKES, Carol	1775	(25.51%)	

## Election Report

### CITY OF COCKBURN

SVILICICH, Antony	848	(12.19%)	
<b>Total Valid Votes</b>	<b>6957</b>		
Informal	64	(0.91%)	
<b>Total Votes Received</b>	<b>7021</b>		

### SHIRE OF COLLIE

COLLIE			
Candidate	Votes		Expiry of term
HARVERSON, Elysia	1352	(11.43%)	16 October 2021
ITALIANO, Joe	1583	(13.39%)	21 October 2023
MIFFLING, Ian	1583	(13.39%)	21 October 2023
WHITE, Brent	1632	(13.80%)	21 October 2023
FARIES, Gary	1598	(13.51%)	21 October 2023
PIAVANINI, John	1089	(9.21%)	
KEARNEY, John	1469	(12.42%)	21 October 2023
HANSEN, Brett	1519	(12.85%)	21 October 2023
<b>Total Valid Votes</b>	<b>11825</b>		
Informal	10	(0.08%)	
<b>Total Votes Received</b>	<b>11835</b>		

### SHIRE OF COOLGARDIE

COOLGARDIE			
Candidate	Votes		Expiry of term
SIMMONS, Daphne	175	(11.59%)	
RATHBONE, Tracey	366	(24.24%)	21 October 2023
MITCHELL, Rose	162	(10.73%)	
LINDUP, Kathie	296	(19.60%)	21 October 2023
KEAST, Tammee	277	(18.34%)	21 October 2023
LOGAN, Betty	234	(15.50%)	
<b>Total Valid Votes</b>	<b>1510</b>		
Informal	5	(0.33%)	
<b>Total Votes Received</b>	<b>1515</b>		

## Election Report

### SHIRE OF COOROW

COOROW			
Candidate	Votes		Expiry of term
BOTHE, Michael	Elected Unopposed		16 October 2021
GIRANDO, Moira Jean	Elected Unopposed		21 October 2023
HEALES, Glenn	Elected Unopposed		21 October 2023
KAU, Reagan	Elected Unopposed		21 October 2023
MULLER, Vern	Elected Unopposed		16 October 2021
OAKES, Vic	Elected Unopposed		21 October 2023
<b>Total Valid Votes</b>	<b>0</b>		
Informal	0	(0.00%)	
<b>Total Votes Received</b>	<b>0</b>		

## Election Report

### TOWN OF COTTESLOE

CENTRAL			
Candidate	Votes		Expiry of term
BOULTER, Sandra	227	(30.88%)	
MACFARLANE, Paul	508	(69.12%)	21 October 2023
<b>Total Valid Votes</b>	<b>735</b>		
Informal	6	(0.81%)	
<b>Total Votes Received</b>	<b>741</b>		

EAST			
Candidate	Votes		Expiry of term
BARRETT, Kirsty	377	(62.94%)	21 October 2023
SPRIVULIS, Elizabeth	222	(37.06%)	
<b>Total Valid Votes</b>	<b>599</b>		
Informal	1	(0.17%)	
<b>Total Votes Received</b>	<b>600</b>		

NORTH			
Candidate	Votes		Expiry of term
MASAREI, Craig	Elected Unopposed		21 October 2023
<b>Total Valid Votes</b>	<b>0</b>		
Informal	0	(0.00%)	
<b>Total Votes Received</b>	<b>0</b>		

SOUTH			
Candidate	Votes		Expiry of term
HARBEN, Caroline	408	(59.56%)	21 October 2023
BULBECK, Chilla	277	(40.44%)	
<b>Total Valid Votes</b>	<b>685</b>		
Informal	3	(0.44%)	
<b>Total Votes Received</b>	<b>688</b>		

## Election Report

### SHIRE OF CUE

CUE			
Candidate	Votes		Expiry of term
FITZPATRICK, Leonie	Elected Unopposed		21 October 2023
HOGBEN, Ronald Paul	Elected Unopposed		21 October 2023
PIGDON, Ross	Elected Unopposed		21 October 2023
PRICE, Les	Elected Unopposed		21 October 2023
<b>Total Valid Votes</b>	<b>0</b>		
Informal	0	(0.00%)	
<b>Total Votes Received</b>	<b>0</b>		

### SHIRE OF DANDARAGAN

DANDARAGAN			
Candidate	Votes		Expiry of term
GIBSON, Wayne	722	(18.17%)	21 October 2023
RICHARDSON, Dahlia	683	(17.19%)	21 October 2023
HOLMES, Leslee	784	(19.73%)	21 October 2023
GLASFURD, Kim	497	(12.51%)	
SCHARF, Peter	753	(18.95%)	21 October 2023
RYBARCZYK, Rudy	535	(13.46%)	21 October 2023
<b>Total Valid Votes</b>	<b>3974</b>		
Informal	4	(0.10%)	
<b>Total Votes Received</b>	<b>3978</b>		

## Election Report

### SHIRE OF DARDANUP

DARDANUP			
Candidate	Votes		Expiry of term
WEBSTER, Annette	768	(8.26%)	
HAYWARD, Ian	797	(8.57%)	
LEE, Seng (James)	911	(9.79%)	
GILLESPIE, Stacey	973	(10.46%)	21 October 2023
PERKS, Patricia	1362	(14.64%)	21 October 2023
LORD, Graham	908	(9.76%)	
HOMER, Greg	617	(6.63%)	
ROBINSON, Peter	1157	(12.44%)	21 October 2023
GREATHEAD, Dudley	339	(3.64%)	
HUTCHINSON, Mark	994	(10.68%)	21 October 2023
KAKAKHEL, Shah	477	(5.13%)	
<b>Total Valid Votes</b>	<b>9303</b>		
Informal	14	(0.15%)	
<b>Total Votes Received</b>	<b>9317</b>		



## Election Report

### SHIRE OF DENMARK

KENT/NORNALUP			
Candidate	Votes		Expiry of term
BENSON, Ray	250	(40.06%)	
PHILLIPS, Janine	374	(59.94%)	21 October 2023
<b>Total Valid Votes</b>	<b>624</b>		
Informal	1	(0.16%)	
<b>Total Votes Received</b>	<b>625</b>		

SCOTSDALE/SHADFORTH			
Candidate	Votes		Expiry of term
GIBSON, Kingsley	475	(18.45%)	21 October 2023
WINTER, Richard	273	(10.60%)	
ROWLAND, Belinda	421	(16.35%)	
LEWIS, Jan	453	(17.59%)	16 October 2021
JONES, Steve	587	(22.80%)	21 October 2023
COURT, Ken	366	(14.21%)	
<b>Total Valid Votes</b>	<b>2575</b>		
Informal	3	(0.12%)	
<b>Total Votes Received</b>	<b>2578</b>		

TOWN			
Candidate	Votes		Expiry of term
GILLIES, Kelli	272	(18.38%)	
WRIGHT, Clem	156	(10.54%)	
BOWLEY, Geoff	349	(23.58%)	21 October 2023
GEARON, Ceinwen	358	(24.19%)	21 October 2023
CRANNY, Michael	98	(6.62%)	
GILMOUR, Nelson Blake	247	(16.69%)	
<b>Total Valid Votes</b>	<b>1480</b>		
Informal	3	(0.20%)	
<b>Total Votes Received</b>	<b>1483</b>		

## Election Report

### SHIRE OF DERBY-WEST KIMBERLEY

DERBY-WEST KIMBERLEY			
Candidate	Votes		Expiry of term
ROSS, Steve	307	(10.46%)	21 October 2023
RILEY, Pat	364	(12.40%)	21 October 2023
GIANATTI, Allen	174	(5.93%)	
WHITE, Paul	386	(13.15%)	21 October 2023
HAMS, Phillip	94	(3.20%)	
MOUDA, Rowena	422	(14.38%)	21 October 2023
GEIGER, Lesley-Anne	191	(6.51%)	
DE HAAN, Linda	148	(5.04%)	
CAMPBELL, Graeme	237	(8.07%)	
BACKHOUSE, Charmane	160	(5.45%)	
STINSON, N.K.(Nikki)	76	(2.59%)	
BEDFORD, Keith	376	(12.81%)	21 October 2023
<b>Total Valid Votes</b>	<b>2935</b>		
Informal	5	(0.17%)	
<b>Total Votes Received</b>	<b>2940</b>		

### SHIRE OF DONNYBROOK-BALINGUP

DONNYBROOK-BALINGUP			
Candidate	Votes		Expiry of term
NEWMAN, Chaz	800	(18.71%)	21 October 2023
MASSEY, Jackie	1001	(23.42%)	21 October 2023
SERCOMBE, Shane	806	(18.85%)	21 October 2023
SMITH, Chris	1028	(24.05%)	21 October 2023
JONES, Phil	640	(14.97%)	
<b>Total Valid Votes</b>	<b>4275</b>		
Informal	23	(0.54%)	
<b>Total Votes Received</b>	<b>4298</b>		

## Election Report

---

### SHIRE OF DOWERIN

DOWERIN			
Candidate	Votes		Expiry of term
CHATFIELD, Julie Catherine	Elected Unopposed		21 October 2023
METCALF, Adam	Elected Unopposed		21 October 2023
SEWELL, Jason	Elected Unopposed		21 October 2023
TREPP, Robert	Elected Unopposed		21 October 2023
Total Valid Votes	0		
Informal	0	(0.00%)	
Total Votes Received	0		

## Election Report

### TOWN OF EAST FREMANTLE

#### PLYMPTON

Candidate	Votes		Expiry of term
COLLINSON, Cliff	Elected Unopposed		21 October 2023
<b>Total Valid Votes</b>	<b>0</b>		
Informal	0	(0.00%)	
<b>Total Votes Received</b>	<b>0</b>		

#### PRESTON POINT

Candidate	Votes		Expiry of term
NATALE, Tony	Elected Unopposed		21 October 2023
<b>Total Valid Votes</b>	<b>0</b>		
Informal	0	(0.00%)	
<b>Total Votes Received</b>	<b>0</b>		

#### RICHMOND

Candidate	Votes		Expiry of term
NARDI, Dean	212	(54.50%)	21 October 2023
AMOR, Julie	177	(45.50%)	
<b>Total Valid Votes</b>	<b>389</b>		
Informal	2	(0.51%)	
<b>Total Votes Received</b>	<b>391</b>		

#### WOODSIDE

Candidate	Votes		Expiry of term
DONOVAN, Kerry	227	(47.29%)	21 October 2023
WHITE, Andrew	183	(38.13%)	
MORSE, Rufus	70	(14.58%)	
<b>Total Valid Votes</b>	<b>480</b>		
Informal	3	(0.62%)	
<b>Total Votes Received</b>	<b>483</b>		

## Election Report

## SHIRE OF EAST PILBARA

## LOWER CENTRAL

Candidate	Votes		Expiry of term
LANDY, Annabell	6	(27.27%)	
SMITH, Stacey	16	(72.73%)	21 October 2023
<b>Total Valid Votes</b>	<b>22</b>		
Informal	0	(0.00%)	
<b>Total Votes Received</b>	<b>22</b>		

## NORTH WEST

Candidate	Votes		Expiry of term
KIERNAN, Stephen	0	(0.00%)	
MORTIMER, Adrienne	6	(85.71%)	21 October 2023
WILMOT, Angela	1	(14.29%)	
<b>Total Valid Votes</b>	<b>7</b>		
Informal	0	(0.00%)	
<b>Total Votes Received</b>	<b>7</b>		

## SOUTH

Candidate	Votes		Expiry of term
SAMSON, Clive	133	(9.63%)	
CARROLL, Tony	129	(9.34%)	
LOCKYER, Lou	247	(17.89%)	21 October 2023
WILMOT, John	100	(7.24%)	
LANGER, Tony	99	(7.17%)	
GIBSON, Andrew	46	(3.33%)	
WEIR, Janice	98	(7.10%)	
KULAR, David	84	(6.08%)	
CRAIGIE, Lynne	247	(17.89%)	21 October 2023
PLEMING, Holly	152	(11.01%)	21 October 2023
DANIEL, Leith	46	(3.33%)	
<b>Total Valid Votes</b>	<b>1381</b>		
Informal	0	(0.00%)	
<b>Total Votes Received</b>	<b>1381</b>		

## Election Report

### SHIRE OF ESPERANCE

<b>RURAL</b>			
<b>Candidate</b>	<b>Votes</b>		<b>Expiry of term</b>
MICKEL, Ian	1110	(39.35%)	21 October 2023
BOWMAN, Natalie	637	(22.58%)	
GRAHAM, Wes	758	(26.87%)	21 October 2023
GRIFFITHS, Paul	316	(11.20%)	
<b>Total Valid Votes</b>	<b>2821</b>		
Informal	4	(0.14%)	
<b>Total Votes Received</b>	<b>2825</b>		

<b>TOWN</b>			
<b>Candidate</b>	<b>Votes</b>		<b>Expiry of term</b>
NEALE, Kevin	487	(5.86%)	
STEWART, Colin	765	(9.21%)	
O'DONNELL, Jo-Anne	977	(11.76%)	21 October 2023
PADGURSKIS, Ron	951	(11.45%)	
GRANT, Richard	598	(7.20%)	
PEARCE, Brian	193	(2.32%)	
OBOURNE, Jennifer	1542	(18.56%)	21 October 2023
CHAMBERS, Ron	1868	(22.49%)	21 October 2023
BLUMANN, Nils	445	(5.36%)	
WROTH, Barry	481	(5.79%)	
<b>Total Valid Votes</b>	<b>8307</b>		
Informal	10	(0.12%)	
<b>Total Votes Received</b>	<b>8317</b>		

## Election Report

### SHIRE OF EXMOUTH

EXMOUTH			
Candidate	Votes		Expiry of term
MCCARROL, Anne	352	(16.96%)	21 October 2023
GILLESPIE, David	253	(12.19%)	
LAKE, Heather	497	(23.94%)	21 October 2023
LUCAS, Mark	496	(23.89%)	21 October 2023
FORBES, Scott	127	(6.12%)	
HUSBAND, Michael	351	(16.91%)	
<b>Total Valid Votes</b>	<b>2076</b>		
Informal	5	(0.24%)	
<b>Total Votes Received</b>	<b>2081</b>		

## Election Report

### CITY OF FREMANTLE

BEACONSFIELD			
Candidate	Votes		Expiry of term
GRAHAM, Geoff	531	(38.45%)	21 October 2023
HOHNEN, Gemma	499	(36.13%)	
JENKINS, Christopher	351	(25.42%)	
<b>Total Valid Votes</b>	<b>1381</b>		
Informal	9	(0.65%)	
<b>Total Votes Received</b>	<b>1390</b>		

CITY			
Candidate	Votes		Expiry of term
DOWSON, John	588	(36.18%)	
MORGAN, Julie	357	(21.97%)	
PEMBERTON, Rachel	680	(41.85%)	21 October 2023
<b>Total Valid Votes</b>	<b>1625</b>		
Informal	7	(0.43%)	
<b>Total Votes Received</b>	<b>1632</b>		

EAST			
Candidate	Votes		Expiry of term
CUNNINGHAM, Michelle	383	(32.35%)	
GROOME, Su	801	(67.65%)	21 October 2023
<b>Total Valid Votes</b>	<b>1184</b>		
Informal	2	(0.17%)	
<b>Total Votes Received</b>	<b>1186</b>		

HILTON			
Candidate	Votes		Expiry of term
MACLAREN, Lynn	372	(29.31%)	
MIOSICH, Tony	326	(25.69%)	
MOFFLIN, Frank	571	(45.00%)	21 October 2023
<b>Total Valid Votes</b>	<b>1269</b>		
Informal	8	(0.63%)	
<b>Total Votes Received</b>	<b>1277</b>		

NORTH			
Candidate	Votes		Expiry of term
JONES, Bryn	826	(61.97%)	21 October 2023



## Election Report

### CITY OF FREMANTLE

COOK, Steve	507	(38.03%)	
<b>Total Valid Votes</b>	<b>1333</b>		
Informal	15	(1.11%)	
<b>Total Votes Received</b>	<b>1348</b>		

### SOUTH

Candidate	Votes		Expiry of term
STRACHAN, Jon	849	(47.54%)	
VUJCIC, Marija	937	(52.46%)	21 October 2023
<b>Total Valid Votes</b>	<b>1786</b>		
Informal	9	(0.50%)	
<b>Total Votes Received</b>	<b>1795</b>		

### SHIRE OF GINGIN

### GINGIN

Candidate	Votes		Expiry of term
SORENSEN, Erik	642	(11.04%)	
VIS, Andrea	987	(16.97%)	21 October 2023
HARRIS JOHNSON, Carolyn	707	(12.16%)	
PECZKA, Frank	881	(15.15%)	21 October 2023
FEWSTER, Wayne	986	(16.96%)	21 October 2023
BALCOMBE, Linda	884	(15.20%)	21 October 2023
COURT, Jan	728	(12.52%)	21 October 2023
<b>Total Valid Votes</b>	<b>5815</b>		
Informal	3	(0.05%)	
<b>Total Votes Received</b>	<b>5818</b>		

## Election Report

### SHIRE OF GNOWANGERUP

GNOWANGERUP			
Candidate	Votes		Expiry of term
CREAGH, Michael	321	(23.66%)	21 October 2023
THOMAS, Jacqueline	146	(10.76%)	
O'KEEFFE, Kate	275	(20.27%)	21 October 2023
ROONEY, Shane	70	(5.16%)	
HMELJAK, Shelley	252	(18.57%)	21 October 2023
GAZE, Fiona	293	(21.59%)	21 October 2023
<b>Total Valid Votes</b>	<b>1357</b>		
Informal	1	(0.07%)	
<b>Total Votes Received</b>	<b>1358</b>		

## Election Report

### CITY OF GOSNELLS

<b>GOSNELLS</b>			
<b>Candidate</b>	<b>Votes</b>		<b>Expiry of term</b>
ADAMS, Aaron	3917	(4.81%)	21 October 2023
ARUMUGAM, Maheswaran	1452	(1.78%)	
FERNANDEZ, Chris	2372	(2.91%)	
HUNT, Shania	2883	(3.54%)	
LAWANIA, Krishna	1729	(2.12%)	
MITCHELL, Ron	3180	(3.91%)	
PATTERSON, Sarah Jane	4359	(5.35%)	21 October 2023
WALKER, Leon	2977	(3.66%)	
WHITE, Stephen	2699	(3.32%)	
DEWHURST, Glenn	4243	(5.21%)	21 October 2023
GRIFFITHS, Dave	3834	(4.71%)	21 October 2023
BROWN, Isabel	3337	(4.10%)	
LEIPOLD, Ross	1990	(2.44%)	
SOE-WIN, Henry	1069	(1.31%)	
ZHANG, Ye (Emma)	4219	(5.18%)	21 October 2023
CRICHTON, Michael	1998	(2.45%)	
LESITER, Chris	1740	(2.14%)	
SMITH, Amanda	1421	(1.75%)	
CAMPBELL, Kristy	2187	(2.69%)	
SURTEES, Caroline	1864	(2.29%)	
LYNES, Terresa	2965	(3.64%)	
AHNSTROM, Rene	2626	(3.23%)	
WILLIAMSON, Serena	3398	(4.17%)	
GOIRAN, Madeleine	1640	(2.01%)	
COLLINS, Simone	1202	(1.48%)	
PHILLIPS, Peter	1178	(1.45%)	
DEVINCENTIS, Nicole	3088	(3.79%)	
HORT, Adam	4316	(5.30%)	21 October 2023
BARAIOLO, Sandy	2155	(2.65%)	
LOMAS, Diana	1871	(2.30%)	

## Election Report

---

### CITY OF GOSNELLS

MCDONALD, Kevin	3503	(4.30%)	
<b>Total Valid Votes</b>	<b>81412</b>		
Informal	158	(0.19%)	
<b>Total Votes Received</b>	<b>81570</b>		

## Election Report

### CITY OF GREATER GERALDTON

<b>MAYOR</b>			
<b>Candidate</b>	<b>Votes</b>		<b>Expiry of term</b>
BROADHEAD, Nigel	938	(10.20%)	
HABLITZ, Vickie	3098	(33.68%)	
VAN STYN, Shane	5162	(56.12%)	21 October 2023
<b>Total Valid Votes</b>	<b>9198</b>		
Informal	40	(0.43%)	
<b>Total Votes Received</b>	<b>9238</b>		

<b>GREATER GERALDTON</b>			
<b>Candidate</b>	<b>Votes</b>		<b>Expiry of term</b>
KEEMINK, Simon	3946	(9.97%)	21 October 2023
THOMAS, Tarleah	5363	(13.55%)	21 October 2023
MCILWAINE, Neil	3148	(7.96%)	
FIORENZA, Peter	4380	(11.07%)	21 October 2023
TAYLOR, Paul	1554	(3.93%)	
FRICK, Paul	1902	(4.81%)	
ASHPLANT, Ronald	2094	(5.29%)	
PARKER, Kim (Butch)	3870	(9.78%)	21 October 2023
GOFORTH, Derek	1830	(4.63%)	
HALL, Bob	3204	(8.10%)	21 October 2023
STEENSON, Jason	1359	(3.43%)	
REYMOND, Michael	2515	(6.36%)	
ASMUSSEN, Indre (birdgirl)	2582	(6.53%)	
BERTELSEN, Ronald	1819	(4.60%)	
<b>Total Valid Votes</b>	<b>39566</b>		
Informal	113	(0.28%)	
<b>Total Votes Received</b>	<b>39679</b>		

## Election Report

### SHIRE OF HALLS CREEK

HALLS CREEK			
Candidate	Votes		Expiry of term
CASSON, Siobhan	104	(14.09%)	
MCKAY, Patricia (Trish)	163	(22.09%)	21 October 2023
EDWARDS, Malcolm	222	(30.08%)	21 October 2023
BEDFORD, Trevor	119	(16.12%)	
GORDON, Darrylin	130	(17.62%)	21 October 2023
<b>Total Valid Votes</b>	<b>738</b>		
Informal	3	(0.40%)	
<b>Total Votes Received</b>	<b>741</b>		

### SHIRE OF HARVEY

HARVEY			
Candidate	Votes		Expiry of term
JACKSON, Tania	2502	(10.53%)	21 October 2023
MARINOVICH, Anthony Joseph	1691	(7.11%)	
COLEMAN, Robyn	2280	(9.59%)	21 October 2023
BEECH, Paul	2600	(10.94%)	21 October 2023
TA-MURTON, Minh	1701	(7.16%)	
BROMHAM, John	2553	(10.74%)	21 October 2023
TAYLOR, Jodie (Jac)	1795	(7.55%)	
BURGOYNE, Francis	2417	(10.17%)	21 October 2023
LOVITT, Amanda	2352	(9.89%)	21 October 2023
CARBONE, Craig	2200	(9.25%)	21 October 2023
HANSON, Brian	1680	(7.07%)	
<b>Total Valid Votes</b>	<b>23771</b>		
Informal	50	(0.21%)	
<b>Total Votes Received</b>	<b>23821</b>		

## Election Report

### SHIRE OF IRWIN

IRWIN			
Candidate	Votes		Expiry of term
COLE, Greg	638	(12.78%)	
WELLS, Hayley	762	(15.26%)	21 October 2023
WILSON, Kellie	612	(12.25%)	
KERR, Callum	649	(13.00%)	
EVA, Grant	716	(14.34%)	21 October 2023
SMITH, Mike	769	(15.40%)	21 October 2023
GILLAM, Andrew	848	(16.98%)	21 October 2023
<b>Total Valid Votes</b>	<b>4994</b>		
Informal	2	(0.04%)	
<b>Total Votes Received</b>	<b>4996</b>		

### SHIRE OF JERRAMUNGUP

JERRAMUNGUP			
Candidate	Votes		Expiry of term
DAWSON, Drew	Elected Unopposed		21 October 2023
LESTER, Robert	Elected Unopposed		21 October 2023
PARSONS, Rex	Elected Unopposed		21 October 2023
PRICE, Andrew	Elected Unopposed		21 October 2023
<b>Total Valid Votes</b>	<b>0</b>		
Informal	0	(0.00%)	
<b>Total Votes Received</b>	<b>0</b>		

## Election Report

### CITY OF JOONDALUP

<b>CENTRAL</b>			
<b>Candidate</b>	<b>Votes</b>		<b>Expiry of term</b>
POLIWKA, Russell	2035	(50.50%)	21 October 2023
YOUNG, Sheridan	832	(20.65%)	
ROWLANDS, Peter	557	(13.82%)	
VINCIULLO, Phillip	606	(15.04%)	
<b>Total Valid Votes</b>	<b>4030</b>		
Informal	14	(0.35%)	
<b>Total Votes Received</b>	<b>4044</b>		

<b>NORTH</b>			
<b>Candidate</b>	<b>Votes</b>		<b>Expiry of term</b>
MCLEAN, Tom	2640	(54.66%)	21 October 2023
O'BYRNE, Mary	1568	(32.46%)	
MILLER, Tammy	622	(12.88%)	
<b>Total Valid Votes</b>	<b>4830</b>		
Informal	31	(0.64%)	
<b>Total Votes Received</b>	<b>4861</b>		

<b>NORTH-CENTRAL</b>			
<b>Candidate</b>	<b>Votes</b>		<b>Expiry of term</b>
REAY, Juliette	535	(10.23%)	
JOHNSON, Rob	820	(15.68%)	
YOUNG, Trona	1091	(20.86%)	
COSTIGAN, Christina	328	(6.27%)	
WALKER, Simon	266	(5.09%)	
MURPHY, Brogan	945	(18.07%)	
JONES, Nige	1244	(23.79%)	21 October 2023
<b>Total Valid Votes</b>	<b>5229</b>		
Informal	21	(0.40%)	
<b>Total Votes Received</b>	<b>5250</b>		

<b>SOUTH</b>			
<b>Candidate</b>	<b>Votes</b>		<b>Expiry of term</b>
APPLETON, Paul	283	(7.36%)	
TAAVALE, Gemma	758	(19.71%)	
MCMANUS, Tony	202	(5.25%)	



## Election Report

### CITY OF JOONDALUP

O'CONNOR, Liam	633	(16.46%)	
MURPHY, Hunter	270	(7.02%)	
THOMPSON, Suzanne	1700	(44.20%)	21 October 2023
<b>Total Valid Votes</b>	<b>3846</b>		
Informal	21	(0.54%)	
<b>Total Votes Received</b>	<b>3867</b>		

### SOUTH-EAST

Candidate	Votes		Expiry of term
LOGAN, John	1631	(44.89%)	21 October 2023
WRIGHT, Liam	276	(7.60%)	
JOHNSON, Paul	1174	(32.31%)	
RITCHIE, Teresa	552	(15.19%)	
<b>Total Valid Votes</b>	<b>3633</b>		
Informal	19	(0.52%)	
<b>Total Votes Received</b>	<b>3652</b>		

### SOUTH-WEST

Candidate	Votes		Expiry of term
DOUST, Philip	591	(13.97%)	
CHESTER, Jamie	1199	(28.33%)	
MEAGHER, Tom	294	(6.95%)	
HAFEZ, Said	256	(6.05%)	
RIBBONS, Allan	152	(3.59%)	
HEATH, David	200	(4.73%)	
RAFTIS, John	1540	(36.39%)	21 October 2023
<b>Total Valid Votes</b>	<b>4232</b>		
Informal	20	(0.47%)	
<b>Total Votes Received</b>	<b>4252</b>		

## Election Report

### CITY OF KALAMUNDA

NORTH			
Candidate	Votes		Expiry of term
RITCHIE, Kathy	1511	(55.96%)	21 October 2023
MELVILLE, Doug	1189	(44.04%)	
<b>Total Valid Votes</b>	<b>2700</b>		
Informal	11	(0.41%)	
<b>Total Votes Received</b>	<b>2711</b>		

NORTH WEST			
Candidate	Votes		Expiry of term
BILICH, Sue	1493	(33.39%)	21 October 2023
WADDELL, Andrew	885	(19.79%)	
COOPER, Lisa	1157	(25.87%)	16 October 2021
DE FEULARDE, Philippe	448	(10.02%)	
BUNN, Michelle	489	(10.93%)	
<b>Total Valid Votes</b>	<b>4472</b>		
Informal	13	(0.29%)	
<b>Total Votes Received</b>	<b>4485</b>		

SOUTH EAST			
Candidate	Votes		Expiry of term
O'CONNOR, Peter	769	(13.09%)	
GRIMES, Robert	574	(9.77%)	
GIARDINA, John	1376	(23.43%)	21 October 2023
CHOW, Bruce	818	(13.93%)	
SEWELL, Janelle	1447	(24.63%)	21 October 2023
FURFARO, Ray	890	(15.15%)	
<b>Total Valid Votes</b>	<b>5874</b>		
Informal	9	(0.15%)	
<b>Total Votes Received</b>	<b>5883</b>		

SOUTH WEST			
Candidate	Votes		Expiry of term
O'DONNELL, Brooke	1760	(46.34%)	21 October 2023
CANNON, Mary	1218	(32.07%)	21 October 2023

## Election Report

---

### CITY OF KALAMUNDA

PANDIAN, Raj	820	(21.59%)	
<b>Total Valid Votes</b>	<b>3798</b>		
Informal	15	(0.39%)	
<b>Total Votes Received</b>	<b>3813</b>		

## Election Report

### CITY OF KALGOORLIE-BOULDER

<b>MAYOR</b>			
<b>Candidate</b>	<b>Votes</b>		<b>Expiry of term</b>
WILLIAMS, Suzie	1445	(24.55%)	
KATAHANAS, John	380	(6.45%)	
BURT, Ian Richard	87	(1.48%)	
BOWLER, John	3008	(51.10%)	21 October 2023
O'DONNELL, Pam	967	(16.43%)	
<b>Total Valid Votes</b>	<b>5887</b>		
Informal	63	(1.06%)	
<b>Total Votes Received</b>	<b>5950</b>		

<b>KALGOORLIE-BOULDER</b>			
<b>Candidate</b>	<b>Votes</b>		<b>Expiry of term</b>
WINNER, Terrence	2778	(8.11%)	21 October 2023
HICKS, Robert	2997	(8.75%)	21 October 2023
HANSEN, William	2405	(7.02%)	
BOTICA, Deborah	2664	(7.77%)	16 October 2021
MALICKY, Lisa	3845	(11.22%)	21 October 2023
GRILLS, David	3052	(8.91%)	21 October 2023
CUMINS, Rory	919	(2.68%)	
REIDY, Mandy	2779	(8.11%)	21 October 2023
ROADNIGHT, Kane	1188	(3.47%)	
JONES, Curtis	1250	(3.65%)	
MATTHEW, John	2438	(7.11%)	
TOMIC, Lane	2092	(6.10%)	
JOHNSON, Wayne	2190	(6.39%)	
WILSON, Glenney	3672	(10.72%)	21 October 2023
<b>Total Valid Votes</b>	<b>34269</b>		
Informal	54	(0.16%)	
<b>Total Votes Received</b>	<b>34323</b>		

## Election Report

### CITY OF KARRATHA

<b>KARRATHA</b>			
<b>Candidate</b>	<b>Votes</b>		<b>Expiry of term</b>
GILLAM, Daiva	760	(9.78%)	
TATTAM, Lee	766	(9.86%)	
HARRIS, Geoff	1165	(14.99%)	21 October 2023
BERTLING, Marg	1196	(15.39%)	21 October 2023
CUCCEL, Grant	1026	(13.20%)	
LONG, Peter	1272	(16.37%)	21 October 2023
SCOTT, Daniel	1587	(20.42%)	21 October 2023
<b>Total Valid Votes</b>	<b>7772</b>		
Informal	16	(0.21%)	
<b>Total Votes Received</b>	<b>7788</b>		

<b>WICKHAM-POINT SAMSON-ROEBOURNE-COSSACK-PASTORAL</b>			
<b>Candidate</b>	<b>Votes</b>		<b>Expiry of term</b>
WALKER, Clinton	181	(45.82%)	
BAILEY, Garry	214	(54.18%)	21 October 2023
<b>Total Valid Votes</b>	<b>395</b>		
Informal	5	(1.25%)	
<b>Total Votes Received</b>	<b>400</b>		

### SHIRE OF KATANNING

<b>KATANNING</b>			
<b>Candidate</b>	<b>Votes</b>		<b>Expiry of term</b>
COLLIS, Matt	579	(12.24%)	
VAN KOLDENHOVEN, Martin	630	(13.31%)	16 October 2021
GOODHEART, John	678	(14.33%)	21 October 2023
GUIDERA, Liz	856	(18.09%)	21 October 2023
SANDWELL, Serena	737	(15.57%)	21 October 2023
STEPHENS, Mark	688	(14.54%)	21 October 2023
COLE, Paula	564	(11.92%)	
<b>Total Valid Votes</b>	<b>4732</b>		
Informal	4	(0.08%)	
<b>Total Votes Received</b>	<b>4736</b>		

## Election Report

### SHIRE OF KENT

KENT			
Candidate	Votes		Expiry of term
BORGWARD, Timothy	Elected Unopposed		21 October 2023
CROSBY, Scott	Elected Unopposed		21 October 2023
RENAE JURY	Elected Unopposed		21 October 2023
SMITH, Alan	Elected Unopposed		21 October 2023
<b>Total Valid Votes</b>	<b>0</b>		
Informal	0	(0.00%)	
<b>Total Votes Received</b>	<b>0</b>		

### CITY OF KWINANA

KWINANA			
Candidate	Votes		Expiry of term
WOOD, Dennis	2557	(12.48%)	21 October 2023
GREEN, Barry	1670	(8.15%)	
WYATT, Mark	1932	(9.43%)	
FEASEY, Peter	2515	(12.28%)	21 October 2023
MILLS, Sheila	1480	(7.23%)	
COOPER, Wendy	2230	(10.89%)	21 October 2023
ALEXANDER, Ruth	2057	(10.04%)	
WOOD, Sheri	2122	(10.36%)	21 October 2023
KELLY, Brayden	2121	(10.36%)	
DUKE, Chris	1797	(8.77%)	
<b>Total Valid Votes</b>	<b>20481</b>		
Informal	60	(0.29%)	
<b>Total Votes Received</b>	<b>20541</b>		

## Election Report

### SHIRE OF LAKE GRACE

LAKE GRACE			
Candidate	Votes		Expiry of term
ARMSTRONG, Len	313	(15.94%)	21 October 2023
BALEKUDRU, Shashi	210	(10.69%)	
LLOYD, Roz	378	(19.25%)	21 October 2023
HUNT, Stephen	227	(11.56%)	
MARSHALL, Allan	266	(13.54%)	16 October 2021
STEICKE, Helen	286	(14.56%)	21 October 2023
CLARKE, Debrah	284	(14.46%)	21 October 2023
<b>Total Valid Votes</b>	<b>1964</b>		
Informal	0	(0.00%)	
<b>Total Votes Received</b>	<b>1964</b>		

## Election Report

### CITY OF MANDURAH

#### COASTAL

Candidate	Votes		Expiry of term
GREEN, Jenny	2008	(23.66%)	21 October 2023
POND, Bob	1329	(15.66%)	
WOODAGE, Adam	916	(10.79%)	
BEDFORD, Brad	680	(8.01%)	
YATES, James Lee	1226	(14.44%)	
DI PRINZIO, Candice	1758	(20.71%)	21 October 2023
CHALKE, Bradley	571	(6.73%)	
<b>Total Valid Votes</b>	<b>8488</b>		
Informal	28	(0.33%)	
<b>Total Votes Received</b>	<b>8516</b>		

#### EAST

Candidate	Votes		Expiry of term
PEMBER, Don	1169	(31.77%)	21 October 2023
BEAKE, Kerry	472	(12.83%)	
JONES, Shane	1004	(27.28%)	
WILKINS, Daniel	1035	(28.13%)	
<b>Total Valid Votes</b>	<b>3680</b>		
Informal	35	(0.94%)	
<b>Total Votes Received</b>	<b>3715</b>		

#### NORTH

Candidate	Votes		Expiry of term
RICHARDS, Coral	996	(12.14%)	
ZILANI, Ahmed	1431	(17.44%)	21 October 2023
THOMPSON, Matthew	917	(11.18%)	
BRZEZINSKI, Mark Alexander	769	(9.37%)	
TOMLINSON-BELL, Gregg	658	(8.02%)	
WORTLEY, Ron	1198	(14.60%)	
KNIGHT, Caroline	2236	(27.25%)	21 October 2023
<b>Total Valid Votes</b>	<b>8205</b>		
Informal	22	(0.27%)	
<b>Total Votes Received</b>	<b>8227</b>		



## Election Report

### CITY OF MANDURAH

COASTAL			
Candidate	Votes		Expiry of term
GREEN, Jenny	2008	(23.66%)	21 October 2023
POND, Bob	1329	(15.66%)	
WOODAGE, Adam	916	(10.79%)	
BEDFORD, Brad	680	(8.01%)	
YATES, James Lee	1226	(14.44%)	
DI PRINZIO, Candice	1758	(20.71%)	21 October 2023
CHALKE, Bradley	571	(6.73%)	
<b>Total Valid Votes</b>	<b>8488</b>		
Informal	28	(0.33%)	
<b>Total Votes Received</b>	<b>8516</b>		

EAST			
Candidate	Votes		Expiry of term
PEMBER, Don	1169	(31.77%)	21 October 2023
BEAKE, Kerry	472	(12.83%)	
JONES, Shane	1004	(27.28%)	
WILKINS, Daniel	1035	(28.13%)	
<b>Total Valid Votes</b>	<b>3680</b>		
Informal	35	(0.94%)	
<b>Total Votes Received</b>	<b>3715</b>		

NORTH			
Candidate	Votes		Expiry of term
RICHARDS, Coral	996	(12.14%)	
ZILANI, Ahmed	1431	(17.44%)	21 October 2023
THOMPSON, Matthew	917	(11.18%)	
BRZEZINSKI, Mark Alexander	769	(9.37%)	
TOMLINSON-BELL, Gregg	658	(8.02%)	
WORTLEY, Ron	1198	(14.60%)	
KNIGHT, Caroline	2236	(27.25%)	21 October 2023
<b>Total Valid Votes</b>	<b>8205</b>		
Informal	22	(0.27%)	
<b>Total Votes Received</b>	<b>8227</b>		

## Election Report

### CITY OF MANDURAH

TOWN			
Candidate	Votes		Expiry of term
ROWLANDS, Lynne	943	(24.35%)	
BURBIDGE, Hayden	413	(10.67%)	
ROGERS, Peter	1900	(49.07%)	21 October 2023
BOOKER, James	616	(15.91%)	
<b>Total Valid Votes</b>	<b>3872</b>		
Informal	49	(1.25%)	
<b>Total Votes Received</b>	<b>3921</b>		

## Election Report

### SHIRE OF MANJIMUP

CENTRAL			
Candidate	Votes		Expiry of term
TAYLOR, Robert	493	(15.81%)	21 October 2023
JENKINS, Denise	491	(15.74%)	21 October 2023
DAUBNEY, Lynn	432	(13.85%)	
DAWSON VIDOVIK, Susan	514	(16.48%)	21 October 2023
KARAMFILES, Sam	448	(14.36%)	
NIXON, Mary	256	(8.21%)	
RAWLINGS, Mark	485	(15.55%)	
<b>Total Valid Votes</b>	<b>3119</b>		
Informal	3	(0.10%)	
<b>Total Votes Received</b>	<b>3122</b>		

NORTH			
Candidate	Votes		Expiry of term
SKOSS, Kim	Elected Unopposed		21 October 2023
<b>Total Valid Votes</b>	<b>0</b>		
Informal	0	(0.00%)	
<b>Total Votes Received</b>	<b>0</b>		

WEST			
Candidate	Votes		Expiry of term
BETTONI, Roger	44	(9.91%)	
LAWRENCE, Kenneth	144	(32.43%)	21 October 2023
SHARP, Julian	92	(20.72%)	
CHODOROWSKI, Charles	34	(7.66%)	
HERBERT, Verrell	130	(29.28%)	
<b>Total Valid Votes</b>	<b>444</b>		
Informal	2	(0.45%)	
<b>Total Votes Received</b>	<b>446</b>		

## Election Report

### CITY OF MELVILLE

<b>MAYOR</b>			
<b>Candidate</b>	<b>Votes</b>		<b>Expiry of term</b>
AUBREY, Russell	7549	(29.00%)	
GEAR, George	11005	(42.28%)	21 October 2023
MAIR, Katy	7474	(28.72%)	
<b>Total Valid Votes</b>	<b>26028</b>		
Informal	102	(0.39%)	
<b>Total Votes Received</b>	<b>26130</b>		

<b>APPLECROSS-MOUNT PLEASANT</b>			
<b>Candidate</b>	<b>Votes</b>		<b>Expiry of term</b>
SCHUSTER, Cameron	1640	(36.00%)	
PAZOLLI, Nicholas	2915	(64.00%)	21 October 2023
<b>Total Valid Votes</b>	<b>4555</b>		
Informal	13	(0.28%)	
<b>Total Votes Received</b>	<b>4568</b>		

<b>BATEMAN-KARDINYA-MURDOCH</b>			
<b>Candidate</b>	<b>Votes</b>		<b>Expiry of term</b>
BARLING, Tim	630	(16.68%)	
BYRNES, James	725	(19.20%)	
HORTON, Jillian	1066	(28.22%)	
STOKES, Tony	218	(5.77%)	
MACPHAIL, Duncan	1138	(30.13%)	21 October 2023
<b>Total Valid Votes</b>	<b>3777</b>		
Informal	24	(0.63%)	
<b>Total Votes Received</b>	<b>3801</b>		

<b>BICTON-ATTADALE-ALFRED COVE</b>			
<b>Candidate</b>	<b>Votes</b>		<b>Expiry of term</b>
MARTIN, Leigh	278	(5.96%)	
CRAWFORD, Gary	983	(21.08%)	
BARBER, Glynis	2254	(48.34%)	21 October 2023
WATTERS, John	1148	(24.62%)	
<b>Total Valid Votes</b>	<b>4663</b>		
Informal	22	(0.47%)	
<b>Total Votes Received</b>	<b>4685</b>		

## Election Report

### CITY OF MELVILLE

#### BULL CREEK-LEEMING

Candidate	Votes		Expiry of term
GIACOMIN, Dante	188	(4.42%)	
SPANBROEK, Jennifer	545	(12.80%)	
WOODALL, Matthew	1992	(46.79%)	21 October 2023
WAUGH, Gavin	294	(6.91%)	
WILLIS, Robert	1238	(29.08%)	
<b>Total Valid Votes</b>	<b>4257</b>		
Informal	16	(0.37%)	
<b>Total Votes Received</b>	<b>4273</b>		

#### CENTRAL

Candidate	Votes		Expiry of term
AYRES, Sean	1243	(26.20%)	
SANDFORD, Margaret	1939	(40.87%)	21 October 2023
CLIFFORD, Souzi	1190	(25.08%)	
AMMON, Derek	372	(7.84%)	
<b>Total Valid Votes</b>	<b>4744</b>		
Informal	18	(0.38%)	
<b>Total Votes Received</b>	<b>4762</b>		

#### PALMYRA-MELVILLE-WILLAGEE

Candidate	Votes		Expiry of term
FITZGERALD, Tomas	1139	(28.77%)	21 October 2023
PHELAN, Patricia	865	(21.85%)	
HEWBER, Adam	450	(11.37%)	
ROBERTS, Ann	870	(21.98%)	
BEST, Peter	635	(16.04%)	
<b>Total Valid Votes</b>	<b>3959</b>		
Informal	12	(0.30%)	
<b>Total Votes Received</b>	<b>3971</b>		

## Election Report

## SHIRE OF MENZIES

RURAL			
Candidate	Votes		Expiry of term
HANSEN, Debbie	25	(46.30%)	21 October 2023
BAIRD, Ian	24	(44.44%)	21 October 2023
TUCKER, Nadine	5	(9.26%)	
<b>Total Valid Votes</b>	<b>54</b>		
Informal	1	(1.82%)	
<b>Total Votes Received</b>	<b>55</b>		

TOWN			
Candidate	Votes		Expiry of term
MADER, Keith	29	(47.54%)	
ASHWIN, Vashti	32	(52.46%)	21 October 2023
<b>Total Valid Votes</b>	<b>61</b>		
Informal	1	(1.61%)	
<b>Total Votes Received</b>	<b>62</b>		

## SHIRE OF MERREDIN

MERREDIN			
Candidate	Votes		Expiry of term
HOOPER, Ken	429	(10.04%)	
BILLING, Ross	521	(12.19%)	21 October 2023
MANNING, Renee	697	(16.31%)	21 October 2023
CREES, Mark	299	(7.00%)	
ANDERSON, Bradley	390	(9.12%)	
VAN DER MERWE, Phil	678	(15.86%)	21 October 2023
BOEHME, Leah	556	(13.01%)	21 October 2023
MCKENZIE, Mark	704	(16.47%)	21 October 2023
<b>Total Valid Votes</b>	<b>4274</b>		
Informal	0	(0.00%)	
<b>Total Votes Received</b>	<b>4274</b>		

## Election Report

### SHIRE OF MOORA

<b>MOORA</b>			
<b>Candidate</b>	<b>Votes</b>		<b>Expiry of term</b>
HUMPHRY, Tracy	350	(12.07%)	
NIXON, Peter F.	379	(13.07%)	
CULVER, Amanda	79	(2.72%)	
GILBERT, Steve	599	(20.66%)	21 October 2023
MONAGHAN, Michael	383	(13.21%)	21 October 2023
HAMILTON, Lyn	399	(13.76%)	21 October 2023
HOLLIDAY, Marcus	405	(13.97%)	21 October 2023
CRAGO, Nicola	306	(10.55%)	
<b>Total Valid Votes</b>	<b>2900</b>		
Informal	4	(0.14%)	
<b>Total Votes Received</b>	<b>2904</b>		

## Election Report

### TOWN OF MOSMAN PARK

NORTH			
Candidate	Votes		Expiry of term
JOHNSON, Zenda	752	(43.27%)	21 October 2023
MAURICE, Andrew	633	(36.42%)	21 October 2023
KINNELL, Robert	353	(20.31%)	
<b>Total Valid Votes</b>	<b>1738</b>		
Informal	15	(0.86%)	
<b>Total Votes Received</b>	<b>1753</b>		

SOUTH			
Candidate	Votes		Expiry of term
BAIRD, Andrew	Elected Unopposed		21 October 2023
<b>Total Valid Votes</b>	<b>0</b>		
Informal	0	(0.00%)	
<b>Total Votes Received</b>	<b>0</b>		

### SHIRE OF MOUNT MARSHALL

MOUNT MARSHALL			
Candidate	Votes		Expiry of term
GERAGHTY, Brendan	Elected Unopposed		21 October 2023
GIBSON, Tanya	Elected Unopposed		21 October 2023
SACHSE, Tony	Elected Unopposed		21 October 2023
<b>Total Valid Votes</b>	<b>0</b>		
Informal	0	(0.00%)	
<b>Total Votes Received</b>	<b>0</b>		



## Election Report

### SHIRE OF MUNDARING

CENTRAL			
Candidate	Votes		Expiry of term
COLLINS, Amy	1243	(41.12%)	21 October 2023
JEANS, Doug	963	(31.86%)	21 October 2023
PERKS, Bob	817	(27.03%)	
<b>Total Valid Votes</b>	<b>3023</b>		
Informal	4	(0.13%)	
<b>Total Votes Received</b>	<b>3027</b>		

EAST			
Candidate	Votes		Expiry of term
EDWARDS, Janette	871	(30.40%)	
DAW, John	1096	(38.25%)	21 October 2023
CUTHBERT, Simon	898	(31.34%)	21 October 2023
<b>Total Valid Votes</b>	<b>2865</b>		
Informal	7	(0.24%)	
<b>Total Votes Received</b>	<b>2872</b>		

SOUTH			
Candidate	Votes		Expiry of term
MARTIN, James	Elected Unopposed		21 October 2023
<b>Total Valid Votes</b>	<b>0</b>		
Informal	0	(0.00%)	
<b>Total Votes Received</b>	<b>0</b>		

WEST			
Candidate	Votes		Expiry of term
CORICA, Matthew	595	(43.75%)	21 October 2023
PORTER, Michael	308	(22.65%)	
HANLEY, Daniel	457	(33.60%)	
<b>Total Valid Votes</b>	<b>1360</b>		
Informal	13	(0.95%)	
<b>Total Votes Received</b>	<b>1373</b>		

## Election Report

### SHIRE OF MURRAY

MURRAY			
Candidate	Votes		Expiry of term
BOLT, David	2227	(16.77%)	21 October 2023
KIRKHAM, Stuart	1426	(10.74%)	16 October 2021
LEE, Steve	1818	(13.69%)	21 October 2023
ROSE, Casey	1490	(11.22%)	21 October 2023
THOMPSON, Chris	1014	(7.64%)	
PIKE, David	1293	(9.74%)	
QUIRK, Tom	847	(6.38%)	
ROGERS, Ange	1921	(14.47%)	21 October 2023
WARR, Colleen	1242	(9.35%)	
<b>Total Valid Votes</b>	<b>13278</b>		
Informal	88	(0.66%)	
<b>Total Votes Received</b>	<b>13366</b>		

### SHIRE OF NARROGIN

NARROGIN			
Candidate	Votes		Expiry of term
BROAD, Graham	Elected Unopposed		21 October 2023
EARLY, Jacqui	Elected Unopposed		21 October 2023
FISHER, Murray	Elected Unopposed		21 October 2023
LUSHEY, Sophie	Elected Unopposed		21 October 2023
<b>Total Valid Votes</b>	<b>0</b>		
Informal	0	(0.00%)	
<b>Total Votes Received</b>	<b>0</b>		

## Election Report

### CITY OF NEDLANDS

#### MAYOR

Candidate	Votes		Expiry of term
DE LACY, Cilla	2291	(44.84%)	21 October 2023
HIPKINS, Max	1806	(35.35%)	
MCMANUS, Leo	1012	(19.81%)	
<b>Total Valid Votes</b>	<b>5109</b>		
Informal	28	(0.55%)	
<b>Total Votes Received</b>	<b>5137</b>		

#### COASTAL

Candidate	Votes		Expiry of term
KESTEL, Jordan	367	(26.61%)	
MCMANUS, Leo	611	(44.31%)	21 October 2023
POLIWKA, Stashu	401	(29.08%)	
<b>Total Valid Votes</b>	<b>1379</b>		
Informal	7	(0.51%)	
<b>Total Votes Received</b>	<b>1386</b>		

#### DALKEITH

Candidate	Votes		Expiry of term
BENNETT, Fergus	560	(28.70%)	21 October 2023
MANGANO, Andrew	668	(34.24%)	21 October 2023
BINKS, Robert	273	(13.99%)	
ARGYLE, Ian	450	(23.07%)	
<b>Total Valid Votes</b>	<b>1951</b>		
Informal	5	(0.26%)	
<b>Total Votes Received</b>	<b>1956</b>		

#### HOLLYWOOD

Candidate	Votes		Expiry of term
WETHERALL, John	549	(42.89%)	21 October 2023
POLIWKA, Paul	342	(26.72%)	
GOLAWSKI, John	96	(7.50%)	
DERRY, Sonya	293	(22.89%)	
<b>Total Valid Votes</b>	<b>1280</b>		
Informal	7	(0.54%)	
<b>Total Votes Received</b>	<b>1287</b>		

## Election Report

### CITY OF NEDLANDS

<b>MELVISTA</b>			
<b>Candidate</b>	<b>Votes</b>		<b>Expiry of term</b>
SENATHIRAJAH, Rajah	544	(26.18%)	21 October 2023
SHAW, Nigel	431	(20.74%)	
COGHLAN, Rebecca	698	(33.59%)	21 October 2023
JAMES, Toni	405	(19.49%)	
<b>Total Valid Votes</b>	<b>2078</b>		
Informal	7	(0.34%)	
<b>Total Votes Received</b>	<b>2085</b>		

## Election Report

### SHIRE OF NORTHAM

#### CENTRAL

Candidate	Votes		Expiry of term
WILLIAMS, Julie	Elected Unopposed		21 October 2023
<b>Total Valid Votes</b>	<b>0</b>		
Informal	0	(0.00%)	
<b>Total Votes Received</b>	<b>0</b>		

#### EAST

Candidate	Votes		Expiry of term
ANTONIO, Chris	Elected Unopposed		21 October 2023
<b>Total Valid Votes</b>	<b>0</b>		
Informal	0	(0.00%)	
<b>Total Votes Received</b>	<b>0</b>		

#### TOWN

Candidate	Votes		Expiry of term
PROUD, John	162	(6.87%)	
BECKETT, Ross	108	(4.58%)	
ERVIN, Rebekah	91	(3.86%)	
STURMAN, Gerry	43	(1.82%)	
BERESFORD, Denis	167	(7.08%)	
ERVIN, Earnest	88	(3.73%)	
LAVERY, Maren	355	(15.05%)	
TINETTI, Rob	640	(27.13%)	21 October 2023
GIRAK, Maria	397	(16.83%)	21 October 2023
HUGHES, Des	308	(13.06%)	
<b>Total Valid Votes</b>	<b>2359</b>		
Informal	8	(0.34%)	
<b>Total Votes Received</b>	<b>2367</b>		

#### WEST

Candidate	Votes		Expiry of term
CURRIE, Gavin	134	(36.61%)	
GALLOWAY, David	232	(63.39%)	21 October 2023
<b>Total Valid Votes</b>	<b>366</b>		
Informal	2	(0.54%)	
<b>Total Votes Received</b>	<b>368</b>		

## Election Report

### SHIRE OF PEPPERMINT GROVE

PEPPERMINT GROVE			
Candidate	Votes		Expiry of term
JACKSON, Doug	209	(15.33%)	
HORREX, Dawne	289	(21.20%)	21 October 2023
DAWKINS, Patrick	242	(17.75%)	16 October 2021
THOMAS, Rachel	324	(23.77%)	21 October 2023
MACINTOSH, Peter	299	(21.94%)	21 October 2023
<b>Total Valid Votes</b>	<b>1363</b>		
Informal	3	(0.22%)	
<b>Total Votes Received</b>	<b>1366</b>		

### SHIRE OF PLANTAGENET

PLANTAGENET			
Candidate	Votes		Expiry of term
PAVLOVICH, Christopher	1055	(22.58%)	21 October 2023
LANG, Bevan	781	(16.72%)	
O'DEA, Marie	987	(21.13%)	21 October 2023
WOLTERING, Karen	903	(19.33%)	21 October 2023
CLEMENTS, Ken	946	(20.25%)	21 October 2023
<b>Total Valid Votes</b>	<b>4672</b>		
Informal	4	(0.09%)	
<b>Total Votes Received</b>	<b>4676</b>		

## Election Report

### SHIRE OF RAVENSTHORPE

RAVENSTHORPE			
Candidate	Votes		Expiry of term
MUDIE, Mark	461	(24.16%)	21 October 2023
SMITH, Peter	240	(12.58%)	
NORMAN, Kenneth	302	(15.83%)	21 October 2023
GOLDFINCH, Ian (Goldy)	294	(15.41%)	21 October 2023
DICKINSON, Kerry	289	(15.15%)	
DUNLOP, Keith	322	(16.88%)	21 October 2023
<b>Total Valid Votes</b>	<b>1908</b>		
Informal	4	(0.21%)	
<b>Total Votes Received</b>	<b>1912</b>		

## Election Report

### CITY OF ROCKINGHAM

<b>BALDIVIS</b>			
<b>Candidate</b>	<b>Votes</b>		<b>Expiry of term</b>
ROBINSON, Bruce	742	(9.61%)	
DAVIES, Sally	1104	(14.30%)	21 October 2023
ASHTON, Cullum	1041	(13.48%)	
WORMALL, Brett	1040	(13.47%)	
PLEITER, Jack	927	(12.01%)	
FEIGHAN, David	655	(8.48%)	
EDWARDS, Hayley	1487	(19.26%)	21 October 2023
DAWES, Kim	724	(9.38%)	
<b>Total Valid Votes</b>	<b>7720</b>		
Informal	37	(0.48%)	
<b>Total Votes Received</b>	<b>7757</b>		

<b>COMET BAY</b>			
<b>Candidate</b>	<b>Votes</b>		<b>Expiry of term</b>
CATLIN, Stuart	796	(24.47%)	
TERRELL, Denis	245	(7.53%)	
BUCHAN, Lorna	1557	(47.86%)	21 October 2023
CASSEY, Chas	655	(20.14%)	
<b>Total Valid Votes</b>	<b>3253</b>		
Informal	16	(0.49%)	
<b>Total Votes Received</b>	<b>3269</b>		

<b>ROCKINGHAM/SAFETY BAY</b>			
<b>Candidate</b>	<b>Votes</b>		<b>Expiry of term</b>
CORBITT, Kevin	1043	(3.11%)	
PEASE, Ron	1669	(4.97%)	
CLARK, Gary	1767	(5.26%)	
SMOOR, Jessie	1152	(3.43%)	
STEWART, Joy	3451	(10.28%)	21 October 2023
COTTAM, Rae	3215	(9.57%)	21 October 2023
SMITH, Laurie	2727	(8.12%)	
BUCHANAN, Craig	4375	(13.03%)	21 October 2023
GRAHAM, Karina	1548	(4.61%)	



## Election Report

---

### CITY OF ROCKINGHAM

HILL, Greg	691	(2.06%)	
HUME, Caroline	1920	(5.72%)	
PECK, Michael	1057	(3.15%)	
KERFERD, Dale	920	(2.74%)	
HECKINGBOTTOM, Sarah	931	(2.77%)	
HILTON, Dave	1791	(5.33%)	
CAINE, Anthony	1039	(3.09%)	
IRELAND, Simone	1140	(3.39%)	
BURNS, Andrew	3145	(9.37%)	
<b>Total Valid Votes</b>	<b>33581</b>		
Informal	88	(0.26%)	
<b>Total Votes Received</b>	<b>33669</b>		

## Election Report

### SHIRE OF SERPENTINE-JARRAHDALE

NORTH			
Candidate	Votes		Expiry of term
SINGH, Gurdeep (Gary)	237	(16.16%)	
MACK, Shaye L	264	(18.00%)	
ROBERTS, Adam	65	(4.43%)	
VULICH, Lyn	108	(7.36%)	
BILOMBELE, Phil	65	(4.43%)	
STRANGE, Lauren	503	(34.29%)	21 October 2023
PIIPPONEN, Timothy	225	(15.34%)	
<b>Total Valid Votes</b>	<b>1467</b>		
Informal	19	(1.28%)	
<b>Total Votes Received</b>	<b>1486</b>		

NORTH WEST			
Candidate	Votes		Expiry of term
SINGH, Sukhwinder (Sunny)	358	(12.99%)	
DAGOSTINO, Michael	534	(19.37%)	21 October 2023
ARNOLD, Joyce	465	(16.87%)	
HANNIFFY, Louise	396	(14.36%)	
SEE, Jacqui	474	(17.19%)	
STRAUTINS, Dean	530	(19.22%)	21 October 2023
<b>Total Valid Votes</b>	<b>2757</b>		
Informal	11	(0.40%)	
<b>Total Votes Received</b>	<b>2768</b>		

SOUTH			
Candidate	Votes		Expiry of term
HAWKINS, Sandra	524	(17.26%)	
SMITH, Damian	334	(11.00%)	
ATWELL, Dave	917	(30.20%)	21 October 2023
BEAVERSTOCK, Amanda	485	(15.97%)	
RICH, Michelle	776	(25.56%)	21 October 2023
<b>Total Valid Votes</b>	<b>3036</b>		
Informal	7	(0.23%)	
<b>Total Votes Received</b>	<b>3043</b>		

## Election Report

### SHIRE OF SHARK BAY

#### DENHAM

Candidate	Votes		Expiry of term
MORONEY, Wayne	89	(13.11%)	
BURVILL, Sharyn	94	(13.84%)	
COWELL, Cheryl	125	(18.41%)	21 October 2023
SMITH, Mark	136	(20.03%)	21 October 2023
STUBBERFIELD, Peter	130	(19.15%)	21 October 2023
LAUNDRY, Kevin	105	(15.46%)	
<b>Total Valid Votes</b>	<b>679</b>		
Informal	1	(0.15%)	
<b>Total Votes Received</b>	<b>680</b>		

#### USELESS LOOP/PASTORAL

Candidate	Votes		Expiry of term
OAKLEY, Marika Kate	8	(23.53%)	
LYONS, Bradley	1	(2.94%)	
RIDGLEY, Gregory	15	(44.12%)	21 October 2023
COURT, Janet	10	(29.41%)	
<b>Total Valid Votes</b>	<b>34</b>		
Informal	0	(0.00%)	
<b>Total Votes Received</b>	<b>34</b>		

## Election Report

### CITY OF SOUTH PERTH

#### MAYOR

Candidate	Votes		Expiry of term
MILNER, Greg	5930	(63.33%)	21 October 2023
BURROWS, Travis	3433	(36.67%)	
<b>Total Valid Votes</b>	<b>9363</b>		
Informal	49	(0.52%)	
<b>Total Votes Received</b>	<b>9412</b>		

#### COMO

Candidate	Votes		Expiry of term
HERBERT, Josef	981	(46.74%)	
CELEDIN, Carl Gerard	1118	(53.26%)	21 October 2023
<b>Total Valid Votes</b>	<b>2099</b>		
Informal	6	(0.29%)	
<b>Total Votes Received</b>	<b>2105</b>		

#### MANNING

Candidate	Votes		Expiry of term
SAXENA, Seema	213	(9.13%)	
BRANDIS, Andre	965	(41.38%)	21 October 2023
AITKEN-FOX, Eileen	492	(21.10%)	
KENNY, Stuart	662	(28.39%)	
<b>Total Valid Votes</b>	<b>2332</b>		
Informal	14	(0.60%)	
<b>Total Votes Received</b>	<b>2346</b>		

#### MILL POINT

Candidate	Votes		Expiry of term
MANOLAS, Ken	1748	(34.42%)	21 October 2023
DA LUZ, Corey	307	(6.05%)	
ZEEB, Keryn	923	(18.18%)	
TINLEY, Cam	512	(10.08%)	
CHOY, Mary	1588	(31.27%)	16 October 2021
<b>Total Valid Votes</b>	<b>5078</b>		
Informal	6	(0.12%)	
<b>Total Votes Received</b>	<b>5084</b>		

## Election Report

---

### CITY OF SOUTH PERTH

#### MORESBY

Candidate	Votes		Expiry of term
BRADDER, Samantha	710	(33.05%)	
GLEESON, Bill	413	(19.23%)	
RUSSELL, Stephen	1025	(47.72%)	21 October 2023
<b>Total Valid Votes</b>	<b>2148</b>		
Informal	16	(0.74%)	
<b>Total Votes Received</b>	<b>2164</b>		

## Election Report

### CITY OF STIRLING

#### MAYOR

Candidate	Votes		Expiry of term
SPAGNOLO, Adam	7035	(18.50%)	
RE, Elizabeth	8775	(23.08%)	
IRWIN, Mark	14903	(39.20%)	21 October 2023
LAGAN, David	2225	(5.85%)	
TYZACK, Terry	3516	(9.25%)	
GUPTA, Sanjeev	1564	(4.11%)	
<b>Total Valid Votes</b>	<b>38018</b>		
Informal	334	(0.87%)	
<b>Total Votes Received</b>	<b>38352</b>		

#### BALGA

Candidate	Votes		Expiry of term
GETTY, Leonie	655	(14.46%)	
TIN THEI, Ram	652	(14.39%)	
SARGENT, Keith	1169	(25.81%)	21 October 2023
LOWE, Adrian	302	(6.67%)	
COCHRANE, Kristy	478	(10.55%)	
MULUMBA, Alphonse	508	(11.21%)	
JOHNSTON, Casey	766	(16.91%)	
<b>Total Valid Votes</b>	<b>4530</b>		
Informal	52	(1.13%)	
<b>Total Votes Received</b>	<b>4582</b>		

#### COASTAL

Candidate	Votes		Expiry of term
PAPARDE, Rob	2320	(44.83%)	
JOHNSON, Jeff	205	(3.96%)	
FARRELLY, Felicity	2650	(51.21%)	21 October 2023
<b>Total Valid Votes</b>	<b>5175</b>		
Informal	38	(0.73%)	
<b>Total Votes Received</b>	<b>5213</b>		

#### DOUBLEVIEW

Candidate	Votes		Expiry of term
DREWETT, David	582	(9.65%)	

## Election Report

### CITY OF STIRLING

WHEELER, Simon	1074	(17.81%)	
PROUD, Stephanie Jane	3159	(52.37%)	21 October 2023
BIVOLTSIS, Jim	1217	(20.18%)	
<b>Total Valid Votes</b>	<b>6032</b>		
Informal	48	(0.79%)	
<b>Total Votes Received</b>	<b>6080</b>		

### HAMERSLEY

Candidate	Votes		Expiry of term
VUKOJEVIC, Pauline	516	(5.31%)	
HATTON, Chris	2854	(29.40%)	21 October 2023
HELLIWELL, James	1739	(17.91%)	
HONG, Soo	803	(8.27%)	
PERKOV, Karlo	2336	(24.06%)	16 October 2021
OLOW, Teresa	1461	(15.05%)	
<b>Total Valid Votes</b>	<b>9709</b>		
Informal	30	(0.31%)	
<b>Total Votes Received</b>	<b>9739</b>		

### INGLEWOOD

Candidate	Votes		Expiry of term
LAGAN, David	2308	(50.85%)	21 October 2023
BYASS, Rozanne	1688	(37.19%)	
BETHELL, Andrew	543	(11.96%)	
<b>Total Valid Votes</b>	<b>4539</b>		
Informal	30	(0.66%)	
<b>Total Votes Received</b>	<b>4569</b>		

### LAWLEY

Candidate	Votes		Expiry of term
FERRANTE, Joe	2435	(46.28%)	21 October 2023
DRAGO, Joe	728	(13.84%)	
COLLINS, Paul	2099	(39.89%)	
<b>Total Valid Votes</b>	<b>5262</b>		
Informal	25	(0.47%)	
<b>Total Votes Received</b>	<b>5287</b>		

## Election Report

### CITY OF STIRLING

OSBORNE			
Candidate	Votes		Expiry of term
THORNTON, Lisa	2847	(47.92%)	21 October 2023
GUPTA, Sanjeev	403	(6.78%)	
ITALIANO, Giovanni	1325	(22.30%)	
AGOSTINO, Frank	1196	(20.13%)	
KUMAR, Amit	170	(2.86%)	
<b>Total Valid Votes</b>	<b>5941</b>		
Informal	41	(0.69%)	
<b>Total Votes Received</b>	<b>5982</b>		



## Election Report

### CITY OF SUBIACO

CENTRAL			
Candidate	Votes		Expiry of term
GEDERO, Judith	441	(16.84%)	
JENNINGS, Lynette	936	(35.75%)	21 October 2023
HAMERSLEY, Angela	904	(34.53%)	21 October 2023
EDEN, David	337	(12.87%)	
<b>Total Valid Votes</b>	<b>2618</b>		
Informal	0	(0.00%)	
<b>Total Votes Received</b>	<b>2618</b>		

EAST			
Candidate	Votes		Expiry of term
PHELAN, Blake	637	(58.17%)	21 October 2023
HENNESSY, Shannon	458	(41.83%)	
<b>Total Valid Votes</b>	<b>1095</b>		
Informal	3	(0.27%)	
<b>Total Votes Received</b>	<b>1098</b>		

NORTH			
Candidate	Votes		Expiry of term
DE VRIES, Rosemarie	590	(23.50%)	21 October 2023
STROUD, Stephanie	982	(39.11%)	21 October 2023
BOOTH, Barbara	136	(5.42%)	
YIK LONG, Thierry	335	(13.34%)	
MCALLISTER, Peter	468	(18.64%)	
<b>Total Valid Votes</b>	<b>2511</b>		
Informal	4	(0.16%)	
<b>Total Votes Received</b>	<b>2515</b>		

SOUTH			
Candidate	Votes		Expiry of term
POWELL, Rick	530	(78.52%)	21 October 2023
DUDLEY, Benjamin	145	(21.48%)	
<b>Total Valid Votes</b>	<b>675</b>		
Informal	4	(0.59%)	
<b>Total Votes Received</b>	<b>679</b>		

## Election Report

### CITY OF SWAN

<b>ALTONE</b>			
<b>Candidate</b>	<b>Votes</b>		<b>Expiry of term</b>
GALE, Patricia	875	(17.97%)	
NICHOLS, Fiona Erica	324	(6.66%)	
SHAH, Prasheel	1396	(28.68%)	
LUCAS, Dave	2273	(46.69%)	21 October 2023
<b>Total Valid Votes</b>	<b>4868</b>		
Informal	46	(0.94%)	
<b>Total Votes Received</b>	<b>4914</b>		

<b>MIDLAND/GUILDFORD</b>			
<b>Candidate</b>	<b>Votes</b>		<b>Expiry of term</b>
JOHNSON, Ian	2581	(31.53%)	21 October 2023
BLOOMFIELD, Shaun	860	(10.51%)	
MARINO, Joe	855	(10.44%)	
JOHNSTONE, Noel	507	(6.19%)	
POLLARD, James	547	(6.68%)	
PREDOVNIK, Rashelle	2836	(34.64%)	21 October 2023
<b>Total Valid Votes</b>	<b>8186</b>		
Informal	37	(0.45%)	
<b>Total Votes Received</b>	<b>8223</b>		

<b>PEARCE</b>			
<b>Candidate</b>	<b>Votes</b>		<b>Expiry of term</b>
NORRIS, Andrew	597	(6.18%)	
RICHARDSON, Tanya	2880	(29.83%)	21 October 2023
MCCULLOUGH, Cate	2977	(30.84%)	21 October 2023
HOWES, Rob	642	(6.65%)	
MCDONNELL, David	2558	(26.50%)	
<b>Total Valid Votes</b>	<b>9654</b>		
Informal	41	(0.42%)	
<b>Total Votes Received</b>	<b>9695</b>		

<b>SWAN VALLEY/GIDGEGANNUP</b>			
<b>Candidate</b>	<b>Votes</b>		<b>Expiry of term</b>
CAMILLO, Sebastian	451	(14.41%)	
BAWDEN, Haydon	843	(26.93%)	

## Election Report

### SHIRE OF THREE SPRINGS

THREE SPRINGS			
Candidate	Votes		Expiry of term
EVA, Nadine	131	(20.93%)	21 October 2023
ENNOR, Julia	139	(22.20%)	21 October 2023
CONNAUGHTON, Christopher	143	(22.84%)	21 October 2023
MILLS, Zachary	152	(24.28%)	21 October 2023
THOMAS, Anthony	61	(9.74%)	
<b>Total Valid Votes</b>	<b>626</b>		
Informal	4	(0.63%)	
<b>Total Votes Received</b>	<b>630</b>		

## Election Report

### SHIRE OF TOODYAY

TOODYAY			
Candidate	Votes		Expiry of term
RUTHVEN, Beth	834	(11.83%)	21 October 2023
BELL, Benjamin	1126	(15.98%)	21 October 2023
HART, Philip	869	(12.33%)	21 October 2023
MADACSI, Rosemary	920	(13.06%)	21 October 2023
CHAMBERS, Brian	394	(5.59%)	
GUTHRIE, Bruce	730	(10.36%)	
PEARCE, Susan	893	(12.67%)	21 October 2023
MANNING, Bill	832	(11.81%)	16 October 2021
CAMPBELL, Bruce	449	(6.37%)	
<b>Total Valid Votes</b>	<b>7047</b>		
Informal	10	(0.14%)	
<b>Total Votes Received</b>	<b>7057</b>		

## Election Report

### SHIRE OF UPPER GASCOYNE

UPPER GASCOYNE			
Candidate	Votes		Expiry of term
CAUNT, Jim	34	(19.32%)	21 October 2023
WATTERS, Greg	39	(22.16%)	21 October 2023
HAMMARQUIST, Don	38	(21.59%)	21 October 2023
KEMPTON, Ken	30	(17.05%)	
HOSEASON-SMITH, Ray	35	(19.89%)	21 October 2023
<b>Total Valid Votes</b>	<b>176</b>		
Informal	0	(0.00%)	
<b>Total Votes Received</b>	<b>176</b>		

## Election Report

### TOWN OF VICTORIA PARK

#### MAYOR

Candidate	Votes		Expiry of term
VERNON, Karen	3187	(52.82%)	21 October 2023
HUGHES, Peter	1077	(17.85%)	
POTTER, Vicki	1770	(29.33%)	
<b>Total Valid Votes</b>	<b>6034</b>		
Informal	46	(0.76%)	
<b>Total Votes Received</b>	<b>6080</b>		

#### BANKSIA

Candidate	Votes		Expiry of term
ANDERSON, Claire	1884	(36.98%)	21 October 2023
FORMOSA, Neil	927	(18.19%)	
VASILE, Shane	593	(11.64%)	
HENDRIKS, Wilfred	990	(19.43%)	21 October 2023
LISANDRO, Luana	701	(13.76%)	
<b>Total Valid Votes</b>	<b>5095</b>		
Informal	11	(0.22%)	
<b>Total Votes Received</b>	<b>5106</b>		

#### JARRAH

Candidate	Votes		Expiry of term
KARIMI, Jesvin	1674	(29.14%)	21 October 2023
MASON, Paul	782	(13.61%)	
MILLER, Gary William	739	(12.87%)	
IOANNIDI, Alexander	903	(15.72%)	
POTTER, Vicki	1646	(28.66%)	21 October 2023
<b>Total Valid Votes</b>	<b>5744</b>		
Informal	17	(0.30%)	
<b>Total Votes Received</b>	<b>5761</b>		

## Election Report

### SHIRE OF VICTORIA PLAINS

#### CENTRAL

Candidate	Votes		Expiry of term
CORLESS-CROWTHER, Jacqui	68	(59.13%)	21 October 2023
O'BRIEN, Gary	47	(40.87%)	
<b>Total Valid Votes</b>	<b>115</b>		
Informal	0	(0.00%)	
<b>Total Votes Received</b>	<b>115</b>		

#### EAST

Candidate	Votes		Expiry of term
BROADHURST, Andrew	19	(33.33%)	
KELLY, Jim	38	(66.67%)	21 October 2023
<b>Total Valid Votes</b>	<b>57</b>		
Informal	1	(1.72%)	
<b>Total Votes Received</b>	<b>58</b>		

#### SOUTH

Candidate	Votes		Expiry of term
CLARKE, Neville	Elected Unopposed		21 October 2023
<b>Total Valid Votes</b>	<b>0</b>		
Informal	0	(0.00%)	
<b>Total Votes Received</b>	<b>0</b>		

#### WEST

Candidate	Votes		Expiry of term
REID, John	30	(20.27%)	
BANTOCK, Pauline	118	(79.73%)	21 October 2023
<b>Total Valid Votes</b>	<b>148</b>		
Informal	0	(0.00%)	
<b>Total Votes Received</b>	<b>148</b>		

## Election Report

### CITY OF VINCENT

#### MAYOR

Candidate	Votes		Expiry of term
COLE, Emma	Elected Unopposed		21 October 2023
<b>Total Valid Votes</b>	<b>0</b>		
Informal	0	(0.00%)	
<b>Total Votes Received</b>	<b>0</b>		

#### NORTH

Candidate	Votes		Expiry of term
SMITH, Sally	Elected Unopposed		21 October 2023
LODEN, Daniel	Elected Unopposed		21 October 2023
<b>Total Valid Votes</b>	<b>0</b>		
Informal	0	(0.00%)	
<b>Total Votes Received</b>	<b>0</b>		

#### SOUTH

Candidate	Votes		Expiry of term
WALLACE, Ashley	1263	(21.73%)	21 October 2023
GONTASZEWSKI, Susan	1430	(24.60%)	21 October 2023
MCDERMONT, David	451	(7.76%)	
O'KEEFE, Joshua	1194	(20.54%)	
LE, Peter	421	(7.24%)	
LIEBLICH, Adina	1053	(18.12%)	
<b>Total Valid Votes</b>	<b>5812</b>		
Informal	14	(0.24%)	
<b>Total Votes Received</b>	<b>5826</b>		



## Election Report

### CITY OF WANNEROO

#### MAYOR

Candidate	Votes		Expiry of term
ROBERTS, Tracey	18562	(68.82%)	21 October 2023
COETZEE, Sonet	8411	(31.18%)	
<b>Total Valid Votes</b>	<b>26973</b>		
Informal	210	(0.77%)	
<b>Total Votes Received</b>	<b>27183</b>		

#### CENTRAL

Candidate	Votes		Expiry of term
HUNTLEY, Jacqueline	2215	(16.18%)	21 October 2023
NEWBOUND, Peter	745	(5.44%)	
ROSSOUW, Gideon	1265	(9.24%)	
FENN, Samantha	2140	(15.63%)	
ASPINALL, Michael	1023	(7.47%)	
BAILLIE, Andrew	814	(5.95%)	
MCGINN, Shelley	1814	(13.25%)	
SAWMADAL, Aaron	1230	(8.98%)	
CVITAN, Frank	2444	(17.85%)	21 October 2023
<b>Total Valid Votes</b>	<b>13690</b>		
Informal	55	(0.40%)	
<b>Total Votes Received</b>	<b>13745</b>		

#### NORTH COAST

Candidate	Votes		Expiry of term
SHAH, Azeem	916	(4.71%)	
DRIVER, Russell	4532	(23.31%)	
BAKER, Chris	5663	(29.13%)	21 October 2023
SANGALLI, Natalie	5013	(25.78%)	21 October 2023
BETTINAGLIO, Matthew	2921	(15.02%)	
FERNSON, Godwin	397	(2.04%)	
<b>Total Valid Votes</b>	<b>19442</b>		
Informal	73	(0.37%)	
<b>Total Votes Received</b>	<b>19515</b>		

## Election Report

### CITY OF WANNEROO

#### SOUTH

Candidate	Votes		Expiry of term
PARKER, Glynis	2619	(11.32%)	21 October 2023
CAROLLISEN, Siham (Sam)	2380	(10.29%)	
NEL, Warren	1622	(7.01%)	
SALINAS, Marino	1312	(5.67%)	
CUMALKOV, John	731	(3.16%)	
TREBY, Brett	3105	(13.43%)	21 October 2023
CACCAMO, Domenic	1505	(6.51%)	
TRUONG, Anh	2236	(9.67%)	
CHIERA, Rona	1566	(6.77%)	
OKULICZ, George	961	(4.16%)	
WOOD, Janine	2449	(10.59%)	
NGUYEN, Vinh	2641	(11.42%)	21 October 2023
<b>Total Valid Votes</b>	<b>23127</b>		
Informal	64	(0.28%)	
<b>Total Votes Received</b>	<b>23191</b>		

## Election Report

### SHIRE OF WAROONA

WAROONA			
Candidate	Votes		Expiry of term
MASON, John	658	(21.41%)	21 October 2023
CLARKE, Charlie	493	(16.04%)	
ODORISIO, Karen	671	(21.84%)	21 October 2023
SNELL, Laurie Jean	609	(19.82%)	21 October 2023
VITALE, Vince	642	(20.89%)	21 October 2023
<b>Total Valid Votes</b>	<b>3073</b>		
Informal	6	(0.19%)	
<b>Total Votes Received</b>	<b>3079</b>		

### SHIRE OF WILUNA

WILUNA			
Candidate	Votes		Expiry of term
SAWYER, Brodie	40	(21.28%)	21 October 2023
WARD, Norma	42	(22.34%)	21 October 2023
KOROICURE, Ane	27	(14.36%)	21 October 2023
CARMODY, Timothy	42	(22.34%)	21 October 2023
BREARLEY, Michael	18	(9.57%)	
PETTERSON, Stacey	19	(10.11%)	
<b>Total Valid Votes</b>	<b>188</b>		
Informal	0	(0.00%)	
<b>Total Votes Received</b>	<b>188</b>		

## Election Report

### SHIRE OF WONGAN-BALLIDU

WONGAN-BALLIDU			
Candidate	Votes		Expiry of term
FALCONER, Sue	Elected Unopposed		21 October 2023
HASSON, Jon	Elected Unopposed		21 October 2023
WEST, Bradley	Elected Unopposed		21 October 2023
Total Valid Votes	0		
Informal	0	(0.00%)	
Total Votes Received	0		

### SHIRE OF WYNDHAM-EAST KIMBERLEY

WYNDHAM-EAST KIMBERLEY			
Candidate	Votes		Expiry of term
CASEY, Wendy	373	(10.16%)	
DEAR, Mat	672	(18.30%)	21 October 2023
KUMAR, Renjit A J	191	(5.20%)	
MCKITTRICK, Michelle	580	(15.80%)	21 October 2023
PETHERICK, Alma	546	(14.87%)	21 October 2023
FARQUHAR, Judith	643	(17.51%)	21 October 2023
HEARNE, Denise	90	(2.45%)	
WEDDERBURN, Allan	228	(6.21%)	
WRIGHT, Keith	349	(9.50%)	
<b>Total Valid Votes</b>	<b>3672</b>		
Informal	8	(0.22%)	
<b>Total Votes Received</b>	<b>3680</b>		

## Election Report

### SHIRE OF YILGARN

YILGARN			
Candidate	Votes		Expiry of term
NOLAN, Phil	260	(26.40%)	21 October 2023
COBDEN, Jodie	337	(34.21%)	21 October 2023
GRANT-WILLIAMS, Neil	87	(8.83%)	
ROSE, Linda	301	(30.56%)	21 October 2023
<b>Total Valid Votes</b>	<b>985</b>		
Informal	0	(0.00%)	
<b>Total Votes Received</b>	<b>985</b>		

## Election Report

### SHIRE OF YORK

YORK			
Candidate	Votes		Expiry of term
GARRATT, Ashley	513	(12.67%)	21 October 2023
SMYTHE, Denese	759	(18.75%)	21 October 2023
GIBBS, Chris	403	(9.96%)	
SAINT, Simon	334	(8.25%)	
HEATON, Pam	547	(13.51%)	21 October 2023
FERRO, Jane	469	(11.59%)	
WALTERS, Tricia	217	(5.36%)	
FOOTER, Linda	248	(6.13%)	
MUHLEISEN, Stephen	558	(13.78%)	21 October 2023
<b>Total Valid Votes</b>	<b>4048</b>		
Informal	2	(0.05%)	
<b>Total Votes Received</b>	<b>4050</b>		

## Election Report

## Appendix 9

## Election Results (Voting In Person Elections)

## SHIRE OF BROOME

BROOME			
Candidate	Votes		Expiry of term
WEVERS, Nik	798	(8.84%)	21 October 2023
TAYLOR, Peter	776	(8.60%)	16 October 2021
MITCHELL, Chris	823	(9.12%)	21 October 2023
WALDRON, Garry	323	(3.58%)	
COLE, Emily	275	(3.05%)	
RENKIN, Brendan	651	(7.21%)	
FAIRBORN, Mala	772	(8.55%)	
WEST, Fiona	778	(8.62%)	21 October 2023
BATTY, Franque	721	(7.99%)	
ARISTEI, Natasha	739	(8.19%)	
SEAR, Matthew	652	(7.23%)	
ELLIS, Elizabeth	130	(1.44%)	
FREEMAN, Wade	586	(6.49%)	
CHAMBERS, Andrew	87	(0.96%)	
RUDEFORTH, Bruce	913	(10.12%)	21 October 2023
<b>Total Valid Votes</b>	<b>9024</b>		
Informal	8	(0.09%)	
<b>Total Votes Received</b>	<b>9032</b>		

DAMPIER			
Candidate	Votes		Expiry of term
FOY, Elsta	Elected	Unopposed	21 October 2023
<b>Total Valid Votes</b>	<b>0</b>		
Informal	0	(0.00%)	
<b>Total Votes Received</b>	<b>0</b>		

## Election Report

### SHIRE OF DERBY-WEST KIMBERLEY

DERBY-WEST KIMBERLEY			
Candidate	Votes		Expiry of term
ROSS, Steve	307	(10.46%)	21 October 2023
RILEY, Pat	364	(12.40%)	21 October 2023
GIANATTI, Allen	174	(5.93%)	
WHITE, Paul	386	(13.15%)	21 October 2023
HAMS, Phillip	94	(3.20%)	
MOUDA, Rowena	422	(14.38%)	21 October 2023
GEIGER, Lesley-Anne	191	(6.51%)	
DE HAAN, Linda	148	(5.04%)	
CAMPBELL, Graeme	237	(8.07%)	
BACKHOUSE, Charmane	160	(5.45%)	
STINSON, N.K.(Nicci)	76	(2.59%)	
BEDFORD, Keith	376	(12.81%)	21 October 2023
<b>Total Valid Votes</b>	<b>2935</b>		
Informal	5	(0.17%)	
<b>Total Votes Received</b>	<b>2940</b>		

### SHIRE OF HALLS CREEK

HALLS CREEK			
Candidate	Votes		Expiry of term
CASSON, Siobhan	104	(14.09%)	
MCKAY, Patricia (Trish)	163	(22.09%)	21 October 2023
EDWARDS, Malcolm	222	(30.08%)	21 October 2023
BEDFORD, Trevor	119	(16.12%)	
GORDON, Darrylin	130	(17.62%)	21 October 2023
<b>Total Valid Votes</b>	<b>738</b>		
Informal	3	(0.40%)	
<b>Total Votes Received</b>	<b>741</b>		



## Election Report

### SHIRE OF MENZIES

RURAL			
Candidate	Votes		Expiry of term
HANSEN, Debbie	25	(46.30%)	21 October 2023
BAIRD, Ian	24	(44.44%)	21 October 2023
TUCKER, Nadine	5	(9.26%)	
<b>Total Valid Votes</b>	<b>54</b>		
Informal	1	(1.82%)	
<b>Total Votes Received</b>	<b>55</b>		

TOWN			
Candidate	Votes		Expiry of term
MADER, Keith	29	(47.54%)	
ASHWIN, Vashti	32	(52.46%)	21 October 2023
<b>Total Valid Votes</b>	<b>61</b>		
Informal	1	(1.61%)	
<b>Total Votes Received</b>	<b>62</b>		

## Election Report

### Appendix 10 Referendum Results

#### TOWN OF VICTORIA PARK

Wards	"Town of Victoria Park" to "City of Victoria Park"			Total Votes
	Yes	No	Informal	
BANKSIA	954	1811	7	2772
JARRAH	983	2160	10	3153
<b>Total Votes</b>	1937	3971	17	5925

## Appendix 11

### Comparative Statistics for Postal Elections 2015, 2017 and 2019 Ordinary Elections

District	Enrolment in 2015	Voter Participation in 2015	Participation %	Enrolment in 2017	Voter Participation in 2017	Participation %	Enrolment in 2019	Voter Participation in 2019	Participation %
Albany <sup>+</sup>	24,836	8,860	35.7%	26,983	10,906	40.4%	27,098	9,821	36.2%
Armadales	43,988	10,693	24.3%	43,383	14,407	33.2%	54,154	14,587	26.9%
Ashburton	708	297	41.9%	1,434	393	27.4%	99	22	22.2%
Augusta-Margaret River	9,211	3,721	40.4%	10,330	4,572	44.3%	10,758	3,832	35.7%
Bassendean	10,147	3,032	29.9%	10,783	4,253	39.4%	10,970	3,536	32.2%
Bayswater	41,728	10,775	25.8%	45,297	15,139	33.4%	32,543	9,430	29.0%
Belmont	21,327	6,273	29.4%	23,778	8,238	34.6%	24,755	7,065	28.5%
Boddington	1,094	574	52.5%	1,130	623	55.1%	1,170	638	54.3%
Bridgetown-Greenbushes	1,094	574	52.5%	2,734	1,420	51.9%	3,501	1,638	46.8%
Brookton**	2,550	1,017	39.9%				681	323	47.4%
Broomehill-Tambellup		Elected unopposed		754	464	61.5%		Elected unopposed	
Bunbury <sup>++</sup>	21,217	6,375	30.0%	22,762	8,591	37.7%	22,750	6,653	29.2%
Busselton	24,257	8,267	34.1%	27,247	9,676	35.5%	27,970	8,718	31.2%
Cambridge <sup>+</sup>	17,858	6,653	37.3%	19,029	7,354	38.6%		Elected unopposed	
Canning <sup>+</sup>	51,907	16,531	31.8%	52,767	17,531	33.2%	53,626	17,156	32.0%
Capel	9,892	2,403	24.3%	11,261	3,733	33.1%	11,542	3,996	34.6%
Carnarvon <sup>+</sup>	3,005	1,468	48.9%	2,629	1,060	40.3%	3,210	1,498	34.6%
Chapman Valley	397	150	37.8%	935	501	53.6%		Elected unopposed	
Chittering	3,402	1,434	42.2%	3,828	1,374	35.9%	3,959	1,751	44.2%
Claremont <sup>++</sup>	7,079	2,188	30.9%	7,269	3,266	44.9%	5,073	1,794	35.4%
Cockburn <sup>++</sup>	62,706	16,012	25.5%	69,472	22,009	31.7%	72,913	20,231	27.8%
Collie	6,059	2,081	34.3%	6,391	2,750	43.0%	6,268	2,173	34.7%
Coolgardie**	1,725	579	33.6%				1,723	592	34.4%
Coorow	1,040	551	53.0%	985	568	57.7%		Elected unopposed	
Cottesloe <sup>++</sup>	4,126	1,534	37.2%	5,957	3,001	50.4%	4,457	2,071	46.5%

## continued Appendix 11 – Comparative Statistics for Postal Elections 2015, 2017 and 2019 Ordinary Elections

District	Enrolment in 2015	Voter Participation in 2015	Participation %	Enrolment in 2017	Voter Participation in 2017	Participation %	Enrolment in 2019	Voter Participation in 2019	Participation %
Cue	169	112	66.3%	144	105	72.9%		Elected unopposed	
Dandargan	2,447	1,207	49.3%	2,538	1,160	45.7%	2,509	1,132	45.1%
Dardanup	8,834	2,311	26.2%	9,542	3,161	33.1%	9,749	2,666	27.4%
Denmark	4,782	2,487	52.0%	5,111	2,866	56.1%	5,088	2,491	49.0%
Donnybrook-Balinqup	4,016	1,720	42.8%	4,294	2,424	56.5%	4,368	1,561	35.7%
East Fremantle <sup>++</sup>	1,308	338	25.8%	5,587	2,247	40.2%	2,784	893	32.1%
East Pilbara	2,173	647	29.8%	2,662	893	33.5%	2,498	546	21.9%
Esperance	8,815	3,287	37.3%	9,454	4,694	49.7%	9,437	4,681	49.6%
Exmouth	1,590	723	45.5%	1,684	1,123	66.7%	1,704	811	47.6%
Fremantle <sup>++</sup>	20,227	6,249	30.9%	22,321	11,329	50.8%	23,298	8,813	37.8%
Gingin	4,338	1,710	39.4%	4,379	1,933	44.1%	4,323	1,759	40.7%
Gnowangerup		Elected unopposed			Elected unopposed		761	414	54.4%
Gosnells	65,950	16,255	24.6%	70,194	20,401	29.1%	71,762	16,284	22.7%
Greater Geraldton <sup>+</sup>	24,106	8,212	34.1%	22,924	7,670	33.5%	26,413	9,600	36.4%
Harvey	16,611	3,929	23.7%	18,244	5,685	31.2%	18,676	4,792	25.7%
Inwin	2,521	1,095	43.4%	2,663	1,437	54.0%	2,686	1,408	52.4%
Jerramunqup		Elected unopposed		830	527	63.5%		Elected unopposed	
Joondalup <sup>++</sup>	107,681	21,720	20.2%	111,096	34,801	31.3%	111,887	26,594	23.8%
Kalamunda	37,962	10,358	27.3%	39,862	13,816	34.7%	40,312	11,246	27.9%
Kalgoorlie-Boulder <sup>+</sup>	15,322	5,545	36.2%	16,886	5,275	31.2%	16,560	6,266	37.8%
Karratha	8,594	2,332	27.1%	10,244	3,469	33.9%	10,534	2,879	27.3%
Katanning	2,420	1,418	58.6%	2,540	1,376	54.2%	2,465	1,137	46.1%
Kent	420	218	51.9%	367	227	61.9%		Elected unopposed	
Kwinana	18,733	4,524	24.1%	23,096	7,302	31.6%	24,881	5,982	24.0%
Lake Grace	326	160	49.1%	956	579	60.6%	911	552	60.6%
Mandurah <sup>++</sup>	53,002	14,138	26.7%	59,637	23,680	39.7%	62,329	17,448	28.0%
Manjimup <sup>*</sup>				4,947	2,729	55.2%	4,236	1,687	39.8%
Melville <sup>+</sup>	68,726	20,582	29.9%	70,609	27,335	38.7%	71,095	27,073	38.1%

## continued Appendix 11 – Comparative Statistics for Postal Elections 2015, 2017 and 2019 Ordinary Elections

District	Enrolment in 2015	Voter Participation in 2015	Participation %	Enrolment in 2017	Voter Participation in 2017	Participation %	Enrolment in 2019	Voter Participation in 2019	Participation %
Menzies***	254	104	40.9%	231	123	53.2%			
Merredin		Elected unopposed		2,208	1,080	48.9%	2,141	950	44.4%
Moora	1,564	745	47.6%		Elected unopposed		1,632	789	48.4%
Mosman Park**	3,008	963	32.0%	6,100	2,661	43.6%	3,091	1,125	36.4%
Mt Marshall	417	345	82.7%	416	348	83.7%		Elected unopposed	
Mundaring	13,395	3,606	26.9%	26,930	8,891	33.0%	20,843	5,143	24.7%
Murray	10,972	2,642	24.1%	12,251	4,534	37.0%	12,682	3,332	26.3%
Narrogin**		Elected unopposed		2,737	1,077	39.3%		Elected unopposed	
Nedlands <sup>†</sup>	3,433	1,035	30.1%	15,403	5,591	36.3%	15,407	5,332	34.6%
Northam	6,877	2,131	31.0%	6,700	2,756	41.1%	5,628	1,641	29.2%
Peppermint Grove	1,108	346	31.2%	1,131	476	42.1%	1,153	430	37.3%
Plantagenet	3,411	1,408	41.3%		Elected unopposed		3,699	1,466	39.6%
Ravensthorpe	1,224	567	46.3%	1,098	733	66.8%	1,098	597	54.4%
Rockingham	69,679	17,491	25.1%	79,392	24,610	31.0%	83,025	20,679	24.9%
Serpentine-Jarrahdale	13,614	3,713	27.3%	17,449	6,005	34.4%	18,781	4,950	26.4%
Shark Bay	447	242	54.1%	462	280	60.6%	525	292	55.6%
South Perth <sup>†</sup>	26,944	8,144	30.2%	28,583	10,175	35.6%	29,182	9,821	33.7%
Stirling	115,832	27,139	23.4%	142,565	45,581	32.0%	146,392	40,145	27.4%
Subiaco**	11,791	3,973	33.7%	11,798	5,775	48.9%	12,074	4,678	38.7%
Swan	69,141	16,742	24.2%	85,322	25,779	30.2%	90,616	23,205	25.6%
Three Springs							325	187	57.5%
Toodyay*				2,575	1,341	52.1%	3,425	1,586	46.1%
Upper Gascoyne	176	54	30.7%	140	61	43.6%	123	58	47.2%
Victoria Park <sup>†</sup>	20,300	6,092	30.0%	21,577	7,251	33.6%	22,600	6,464	28.6%
Victoria Plains*				353	268	75.9%	444	327	73.7%
Vincent <sup>†</sup>	21,546	6,085	28.2%	23,897	6,837	28.6%	13,062	3,274	25.1%
Wanneroo <sup>†</sup>	100,690	22,046	21.9%	116,821	32,352	27.7%	124,018	29,089	23.5%
Waroona	2,682	749	27.9%	2,875	1,334	46.2%	2,930	1,042	35.6%

## continued Appendix 11 – Comparative Statistics for Postal Elections 2015, 2017 and 2019 Ordinary Elections

District	Enrolment in 2015	Voter Participation in 2015	Participation %	Enrolment in 2017	Voter Participation in 2017	Participation %	Enrolment in 2019	Voter Participation in 2019	Participation %
Wiluna*				213	71	33.3%	179	54	30.2%
Wongan-Ballidu	979	525	53.6%	968	589	60.8%		Elected unopposed	
Wyndham-East Kimberley*				3,579	1,483	41.4%	3,356	1,047	31.0%
Yalgam	715	344	48.1%		Elected unopposed		655	383	59.5%
York							2,739	1,189	43.4%
<b>TOTAL</b>	<b>1,368,671</b>	<b>375,990</b>	<b>27.5%</b>	<b>1,556,105</b>	<b>536,688</b>	<b>34.5%</b>	<b>1,532,300</b>	<b>445,515</b>	<b>29.1%</b>
Total of local governments –contested postal elections			75		80			75	

Enrolment – Elector figures for contested elections only.  
Voter Participation – participation rate for contested postal elections . .

\*\*\* in-person voting method in 2019

\*\* in-person voting method in 2017 and 2015 (York)

\* in-person voting method in 2015

++ Mayoral/Presidential Election in 2017

+ Mayoral/Presidential Election in 2015

## Election Report

### Appendix 12

### Electors and Voter Participation by Age Group

**Summary of Electors and Voter Participation by Age Group**

Age	Electors <sup>1</sup>		Voters <sup>2</sup>	
18-24	150,256	9.8%	27,050	6.1%
25-34	256,613	16.7%	43,620	9.9%
35-44	264,596	17.3%	58,359	13.2%
45-54	267,253	17.4%	70,773	16.1%
55-64	249,998	16.3%	84,178	19.1%
65+	343,584	22.4%	156,716	35.6%
No DOB <sup>3</sup>	8	0.0%	4	0.0%
Not identified <sup>4</sup>			4819	1.1%
<b>All</b>	<b>1,532,308</b>	<b>100.0%</b>	<b>445,519</b>	<b>100.0%</b>

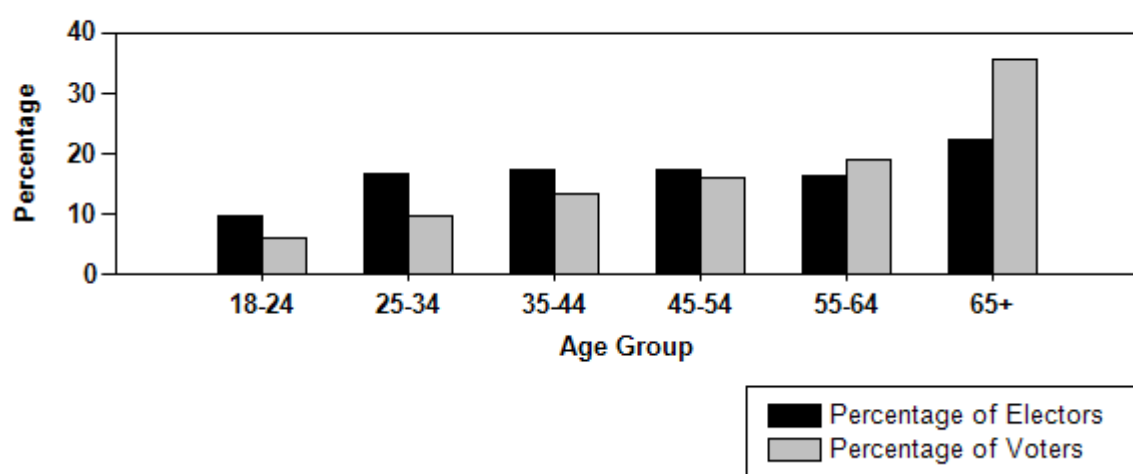
<sup>1</sup> Elector figures for contested elections only.

<sup>2</sup> Voters - returned voting packages (accepted and rejected).

<sup>3</sup> No DOB - Voters for whom a date of birth was not supplied.

<sup>4</sup> Electors were unidentifiable because they returned a package with no elector certificate attached.

**Summary of Electors and Voters by Age Group**



## Appendix 13

## Electors and Voter Participation by Age and Gender

Summary of Electors by Age Group and Gender<sup>1</sup>

Age	Male		Female		Unknown		Total
18-24	75,033	9.9%	75,130	9.7%	93	32.0%	150,256
25-34	129,075	17.1%	127,463	16.4%	75	25.8%	256,613
35-44	133,187	17.6%	131,376	16.9%	33	11.3%	264,596
45-54	132,814	17.6%	134,424	17.3%	15	5.2%	267,253
55-64	122,451	16.2%	127,523	16.4%	24	8.2%	249,998
65+	162,873	21.6%	180,660	23.3%	51	17.5%	343,584
No DOB <sup>2</sup>	3	0.0%	5	0.0%	0	0.0%	8
<b>All</b>	755,436	100.0%	776,581	100.0%	291	100.0%	1,532,308

## Summary of Voter Participation by Age Group and Gender

Age	Male		Female		Unknown		Total
18-24	13,289	6.3%	13,743	6.0%	18	19.4%	27,050
25-34	20,685	9.8%	22,922	10.0%	13	14.0%	43,620
35-44	27,845	13.2%	30,497	13.3%	17	18.3%	58,359
45-54	33,775	16.0%	36,993	16.1%	5	5.4%	70,773
55-64	39,696	18.8%	44,471	19.4%	11	11.8%	84,178
65+	75,604	35.8%	81,083	35.3%	29	31.2%	156,716
No DOB <sup>2</sup>	1	0.0%	3	0.0%	0	0.0%	4
Not identified <sup>3</sup>							4819
<b>All</b>	210,895	100.0%	229,712	100.0%	93	100.0%	445,519

<sup>1</sup> Elector figures for contested elections only.<sup>2</sup> No DOB - electors for whom a date of birth was not supplied.<sup>3</sup> Electors were unidentifiable because they returned a package with no elector certificate attached.



## Election Report

### Appendix 14 Late Mail

Local Government	Late Returns	Late Returns as % of Total Packages Sent
City of Albany	137	0.51%
City of Armadale	463	0.85%
Shire of Ashburton	0	0.00%
Shire of Augusta-Margaret River	130	1.21%
Town of Bassendean	206	1.88%
City of Bayswater	339	1.04%
City of Belmont	224	0.90%
Shire of Boddington	0	0.00%
Shire of Bridgetown-Greenbushes	3	0.09%
Shire of Brookton	4	0.59%
Shire of Broome	0	0.00%
Shire of Broomehill-Tambellup*		
City of Bunbury	170	0.75%
City of Busselton	138	0.49%
Town of Cambridge		
City of Canning	599	1.12%
Shire of Capel	39	0.34%
Shire of Carnarvon	18	0.56%
Shire of Chapman Valley*		
Shire of Chittering	19	0.48%
Town of Claremont	46	0.91%
City of Cockburn	1,062	1.46%
Shire of Collie	38	0.61%
Shire of Coolgardie	2	0.12%
Shire of Coorow*		
Town of Cottesloe	30	0.67%
Shire of Cue*		
Shire of Dandaragan	28	1.12%
Shire of Dardanup	48	0.49%
Shire of Denmark	31	0.61%
Shire of Derby-West Kimberley	0	0.00%
Shire of Donnybrook-Balingup	23	0.53%
Shire of Dowerin*		
Town of East Fremantle	26	0.93%
Shire of East Pilbara	12	0.48%
Shire of Esperance	12	0.13%
Shire of Exmouth	0	0.00%

## Election Report

### continued Appendix 14 – Late Mail

Local Government	Late Returns	Late Returns as % of Total Packages Sent
City of Fremantle	233	1.00%
Shire of Gingin	46	1.06%
Shire of Gnowangerup	4	0.53%
City of Gosnells	1,198	1.67%
City of Greater Geraldton	211	0.80%
Shire of Halls Creek	0	0.00%
Shire of Harvey	57	0.31%
Shire of Irwin	3	0.11%
Shire of Jerramungup*		
City of Joondalup	1,347	1.20%
City of Kalamunda	298	0.74%
City of Kalgoorlie-Boulder	61	0.37%
City of Karratha	115	1.09%
Shire of Katanning	20	0.81%
Shire of Kent*		
City of Kwinana	202	0.81%
Shire of Lake Grace	8	0.88%
City of Mandurah	388	0.62%
Shire of Manjimup	7	0.17%
City of Melville	654	0.92%
Shire of Menzies	0	0.00%
Shire of Merredin	7	0.33%
Shire of Moora	3	0.18%
Town of Mosman Park	34	1.10%
Shire of Mt Marshall*		
Shire of Mundaring	166	0.80%
Shire of Murray	60	0.47%
Shire of Narrogin*		
City of Nedlands	96	0.62%
Shire of Northam	30	0.53%
Shire of Peppermint Grove	7	0.61%
Shire of Plantagenet	11	0.30%
Shire of Ravensthorpe	0	0.00%
City of Rockingham	923	1.11%
Shire of Serpentine-Jarrahdale	101	0.54%
Shire of Shark Bay	1	0.19%

## Election Report

Local Government	Late Returns	Late Returns as % of Total Packages Sent
City of South Perth	199	0.68%
City of Stirling	1,626	1.11%
City of Subiaco	71	0.59%
City of Swan	812	0.90%
Shire of Three Springs	0	0.00%
Shire of Toodyay	32	0.93%
Shire of Upper Gascoyne	2	1.63%
Town of Victoria Park	204	0.90%
Shire of Victoria Plains	6	1.35%
City of Vincent	167	1.28%
City of Wanneroo	1,314	1.06%
Shire of Waroona	9	0.31%
Shire of Wiluna	0	0.00%
Shire of Wongan-Ballidu*		
Shire of Wyndham-East Kimberley	4	0.12%
Shire of Yilgarn	0	0.00%
Shire of York	8	0.29%
<b>Total</b>	<b>14,592</b>	<b>0.95%</b>

Late mail as a percentage of packages sent. Statistics of late mail collated from a 5 day period 21 October 2019 to 25 October 2019 inclusive.

\*Town of Cambridge and Shires of Broomehill-Tambellup, Chapman Valley, Coorow, West Arthur, Cue, Dowerin, Jerramungup, Kent, Mt Marshall, Narrogin and Wongan-Ballidu did not proceed to an election.

## Election Report

### Appendix 15

#### Unclaimed Mail

Local Government	Unclaimed	Unclaimed mail as % of total packages sent
City of Albany	780	2.9%
City of Armadale	741	1.4%
Shire of Ashburton	10	10.1%
Shire of Augusta-Margaret River	507	4.7%
Town of Bassendean	181	1.6%
City of Bayswater	512	1.6%
City of Belmont	559	2.3%
Shire of Boddington	24	2.10%
Shire of Bridgetown-Greenbushes	122	3.5%
Shire of Brookton	13	1.9%
City of Bunbury	507	2.2%
City of Busselton	755	2.7%
Town of Cambridge*		
City of Canning	774	1.4%
Shire of Capel	246	2.1%
Shire of Carnarvon	218	6.8%
Shire of Chapman Valley*		
Shire of Chittering	132	3.3%
Town of Claremont	88	1.7%
City of Cockburn	872	1.2%
Shire of Collie	145	2.3%
Shire of Coorow*		
Shire of Coolgardie	77	4.5%
Town of Cottesloe	74	1.7%
Shire of Cue*		
Shire of Dandaragan	74	2.9%
Shire of Dardanup	178	1.8%
Shire of Denmark	157	3.1%
Shire of Donnybrook-Balingup	92	2.1%
Town of East Fremantle	39	1.4%
Shire of East Pilbara	135	5.4%
Shire of Esperance	300	3.2%
Shire of Exmouth	82	4.8%
City of Fremantle	536	2.3%
Shire of Gingin	129	3.0%
Shire of Gnowangerup	17	2.2%
City of Gosnells	1020	1.4%
City of Greater Geraldton	797	3.0%
Shire of Harvey	454	2.4%
Shire of Irwin	66	2.5%
Shire of Jerramungup*		
City of Joondalup	1310	1.2%
City of Kalamunda	514	1.3%

## Election Report

### continued Appendix 15 – Unclaimed Mail

Local Government	Unclaimed	Unclaimed mail as % of total packages sent
City of Kalgoorlie-Boulder	515	3.1%
City of Karratha	372	3.5%
Shire of Katanning	117	4.7%
Shire of Kent		
City of Kwinana	390	1.6%
Shire of Lake Grace	22	2.4%
City of Mandurah	1270	2.0%
Shire of Manjimup	87	2.1%
City of Melville	1052	1.5%
Shire of Merredin	57	2.7%
Shire of Moora	48	2.9%
Town of Mosman Park	38	1.2%
Shire of Mt Marshall*		
Shire of Mundaring	354	1.7%
Shire of Murray	292	2.3%
Shire of Narrogin*		
City of Nedlands	288	1.9%
Shire of Northam	214	3.8%
Shire of Peppermint Grove	21	1.8%
Shire of Plantagenet	190	5.1%
Shire of Ravensthorpe	34	3.1%
City of Rockingham	1450	1.7%
Shire of Serpentine-Jarrahdale	260	1.4%
Shire of Shark Bay	30	5.7%
City of South Perth	601	2.1%
City of Stirling	2444	1.7%
City of Subiaco	280	2.3%
City of Swan	1266	1.4%
Shire of Three Springs	9	2.8%
Shire of Toodyay	90	2.6%
Shire of Upper Gascoyne	2	1.6%
Town of Victoria Park	598	2.6%
Shire of Victoria Plains	12	2.7%
City of Vincent	316	2.4%
City of Wanneroo	1577	1.3%
Shire of Waroona	40	1.4%
Shire of Wiluna	46	25.7%
Shire of Wongan- Ballidu*		
Shire of Wyndham/East Kimberley	307	9.1%
Shire of Yilgarn	20	3.1%
Shire of York	136	5.0%
<b>TOTAL</b>	<b>28082</b>	<b>1.8%</b>

Record of unclaimed mail collated from a 28 day period 19 October 2019 to 15 November 2019 inclusive.

\*Town of Cambridge and the Shires of Chapman Valley, Coorow, Cue, Dowerin, Jerramungup, Kent, Mt Marshall, Narrogin, and Wongan-Ballidu did not proceed to election.

Level 2, 111 St Georges Terrace  
Perth WA 6000  
GPO Box F316  
Perth WA 6841

**Phone:** (08) 9214 0400 or 13 63 06

**Email:** [waec@waec.wa.gov.au](mailto:waec@waec.wa.gov.au)

**Website:** [www.elections.wa.gov.au](http://www.elections.wa.gov.au)

**Fax:** (08) 9226 0577

**Translating and Interpreting Service (TIS)**

13 14 50 and then ask for (08) 9214 0400

**National Relay Service**

Speak and Listen number 1300 555 727

**SMS Relay number** 0423 677 767

ISBN 978-1-921818-44-8



WESTERN AUSTRALIAN  
Electoral Commission